LAPORAN KERJA PRAKTEK
PT.WAHANAKARSA SWANDIRI

NUGROHO EKI SETIA
4103181218

PROGRAM STUDI DIPLOMA III TEKNIK SIPIL

JURUSAN TEKNIK SIPIL

POLITEKNIK NEGERI BENGKALIS

2020

LAPORAN KERJA PRAKTEK
PT.WAHANAKARSA SWANDIRI

Ditulis sebagai salah satu syarat untuk menyelesaikan Kerja Praktek

NUGROHO EKI SETIA
4103181218

Bengkalis, 31Agustus 2020

Engineering Manager
PT. Wahanakarsa Swandiri

AYAT TOHIRIN
(WKS #026)

Dosen Pembimbing
Program Studi D3 Teknik Sipil

MUHAMMAD IDHAM , M.Sc.
NIP:198409072014041001

Disetujui/Disahkan
Ka Prodi D3 TeknikSipil

DEDI ENDA, ST., MT.
NIP:198507092019031007

KATA PENGANTAR

Alhamdulillah puji syukur ke hadirat Allah SWT atas rahmat dan karunia-Nya penulis dapat menyelesaikan laporan KP (Kerja Praktek) Ini. Laporan ini disusun sebagai salah satu syarat untuk menyelesaikan mata kuliah Kerja Praktek Program Studi Diploma III Teknik Sipil Politeknik Negeri Bengkalis.

Dengan selesainya laporan ini tidak lepas dari bantuan banyak pihak, penulis mengucapkan terima kasih kepada :

1. Orang Tua, Bapak dan Ibu yang selalu mendo'akan dan mendukung penulisan.
2. Bapak Dedi Enda, ST., MT. selaku ketua Program Studi Diploma III Teknik Sipil.
3. Bapak Muhammad Idham, ST.,M.Sc. selaku dosen pembimbing Kerja Praktek.
4. Bapak Ayat Tohirin, selaku *Engginering manager* PT. Wahanakarsa Swandiri.
5. Bapak M.Afdillah, selaku *drafter* dan *Mentor* di PT. Wahanakarsa Swandiri.
6. Teman-teman seperjuangan dan pihak-pihak yang tidak tersebutkan yang telah banyak membantu penulisan dalam menyelesaikan laporan ini.

Penulis menyadari bahwa laporan ini masih banyak kekurangan baik dari materi maupun teknik penyajiannya. Oleh karena itu, kritik dan saran yang bersifat membangun sangat penulisa harapkan.

Duri, 31 Oktober 2020

NUGROHO EKI SETIA

NIM. 4103181218

DAFTAR ISI

Halaman

COVER LAPORAN KERJA PRAKTEK

LEMBAR PENGESAHAN

KATA PENGANTAR ..... **i**

DAFTAR ISI ..... **ii**

DAFTAR TABEL ..... **iii**

DAFTAR GAMBAR ..... **iii**

LAMPIRAN ..... **iv**

BAB I GAMBARAN UMUM **1**

1.1. Gambar Umum Perusahaan 1

1.2. Gambaran umum proyek 3

BAB II DATA PROYEK **5**

2.1. Lokasi Proyek 5

2.2. Data Umum Administrasi Proyek 5

2.3. Data Teknis 7

BAB III PELAKSANAAN KERJA PRAKTEK **8**

3.1. Drafter dan perhitungan scaffolding, platform dan boundary 8

3.2. Drafter perhitungan scaffolding dan isometric piping 11

BAB IV PENUTUP **17**

4.1. Kesimpulan 17

4.2. Saran 17

DAFTAR TABEL

Tabel 2.1 Kebutuhan Material Pipe 4” Well 8D-68N 7

Tabel 3.1 Pelaksanaan kegiatan drafter dan perhitungan *Scaffolding, Platform,* dan Boundary 8

Tabel 3.2 Pelaksanaan kegiatan *drafter* dan perhitungan kebutuhan *Scaffolding* dan *Isometric Piping* 11

DAFTAR GAMBAR

Gambar 1.1 Lokasi kantor PT.Wahanakarsa Swandiri di Kota Duri 1

Gambar 1.2 Struktur Organisasi PT. WahanaKarsa Swandiri Duri 3

Gambar 1.3 *Room Engineering and Team Engineering* 4

Gambar 2.1 (a) Dokumentasi *Scaffolding* yang telah di kerjakan, (b) Kondisi Terpasang di lapangan 6

Gambar 2.2 (a) Kondisi Lapangan dan, (b) Hasil Pekerjaan Praktikan..... 7

DAFTAR LAMPIRAN

Lampiran 1 **L**aporan harian 2 Minggu pertama**.**

Lampiran 2 Gambar ditail pembangunan jembatan.

Lampiran 3 Gambar scaffolding 3m x 3m x 3m.

Lampiran 4 MTO Pasangan batu kali.

Lampiran 5 MTO Platfrom.

Lampiran 6 Gambar scaffolding *plan for install location* AWR 6 SE.

Lampiran 7 Gambar scaffolding *plan for install webbing sling*

Lampiran 8 Laporan harian 2 Minggu ke dua

Lampiran 9 Gambar scaffolding *walk way*

Lampiran 10 Gambar scaffolding *retaining wall* COG GS 04 Minas

Lampiran 11 Gambar scaffolding COG GS 04 Minas

Lampiran 12 Gambar scaffolding KO Drum GS 04 Minas

Lampiran 13 MTO Pondasi dan shalter MRS

Lampiran 14 Gambar boundary

Lampiran 15 Gambar scaffolding *plan install emergensi van*

Lampiran 16 Gambar scaffolding *plan for* psv cgs 01 hoou

Lampiran 17 Laporan harian 2 Minggu ke tiga

Lampiran 18 Gambar scaffolding *plan repair flare stack*

Lampiran 19 Gambar isometric *piping* 8d-37 dan 8d-38

Lampiran 20 Gambar isometric *piping* 8d-46 dan 8d-56

Lampiran 21 Gambar isometric *piping* 8d-55E dan 8d-57E

Lampiran 22 Gambar isometric *piping* 8d-27E dan 8d-57epi

Lampiran 23 Gambar isometric *piping* jpg 5

Lampiran 24 Gambar isometric *piping* jpg 6

Lampiran 25 Gambar scaffolding *waik way for hottap* PHGS

Lampiran 26 Perencanaa rummah hunian 3 kamar

Lampiran 27 *Drawing scaffolding plan bren line pipe 4" temporary*

Lampiran 28 MTO Tangga darurat

Lampiran 29 Gambar isometric pipa

Lampiran 30 *Drawing sot pump ke fwko tank*
Lampiran 31 Drawing isometric Pipa "gas *line* 10" AT 65 Minas
Lampiran 32 Laporan harian 2 Minggu ke lima
Lampiran 33 Gambar scaffolding *jumper line* 6 inch di PHGS:2x2x1.8
Lampiran 34 Gambar Scaffolding pengelasan jumper line12 inch
Lampiran 35 Gambar Scaffolding *install cable* di PHGS: 2x2x1.8
Lampiran 36 Gambar scaffolding *hottap line* 16 inch-12 inch
Lampiran 37 Gambar scaffolding *hottap line* 12 inch-8 inch

BAB I
GAMBARAN UMUM

1.1. Gambaran Umum Perusahaan

PT. WahanaKarsa Swandiri Merupakan perusahaan yang bergerak pada bidang jasa konstruksi dan perawatan, perusahaaan ini didirikan pertama kali dijakarta yaitu pada bulan November 1988. PT. WahanaKarsa Swandiri memiliki banyak anak cabang di tiap satu kota, seperti yang berlokasi di Jl. Nusa Indah, Air Jamban, Duri, Kabupaten Bengkalis, Riau 28784.



Gambar 1.1. Lokasi Kantor PT. Wahanakarsa Swandiri.
Sumber : Google Maps.

PT. WahanaKarsa Swandiri yang sudah memiliki cabang-cabang tiap propinsi. Impian dari management WahanaKarsa Swandiri adalah untuk meningkatkan kualitas mutu kerja dan menjadikan perusahaan nomor satu di Indonesia.

Perusahaan WahanaKarsa Swandiri memiliki *Client* seperti PT. Chevron Pasific Indonesia, PT. Riau Andalas pulp & Paper, PT. BOB, PT. Pertamina, dan PT. Semen Padang Indonesia.

PT. WahanaKarsa Swandiri sudah banyak menyelesaikan *Project-project* dari *Client* seperti :

1. *SLO TANK CLEANING AND REPAIR* = yaitu mencakup memperbaiki tangki penampung eksisting, meliputi pembuangan sludge oil, perbaiakn segmental tangki (bottom,shell,roof dan accessories) dan coating. Dikerjakan pada 14 Januari 2018.
2. *Oil Wharf 2 Renovation Project* = pengadaan dan konstruksi pekerjaan struktur Sipil, Mekanikal, Elektrikal & Instrumen Renovasi Dermaga Minyak 2. Dikerjakan pada 14 Februari 2020.
3. Pekerjaan Jasa Konstruksi Pembangunan Pipa Gas Duri Dumai 67 KM. dikerjakan pada 07 Februari 2018.
4. *Drilling Site Preparation (DSP) Services for seng & segat wells* = Konstruksi Sipil untuk 7 lokasi well pad antara lain; membersihkan, menebang, menimbun kembali, membangun kolam air, well pad dan jalan. Dikerjakan pada 15 januari 2018.

Project- project yang dikerjakan oleh perusahaan WahanaKarsa Swandiri mereka dapatkan dari hasil mengikuti lelang yang ada pada CIVD lelang. CIVD lelang berdominan memiliki pekerjaan di bagian *Oil and Gas.* WahanaKarsa Swandiri memiliki anggota pekerja *Business Development (BD)*, mereka memiliki tanggung jawab untuk menciptakan nilai jangka panjang perusahaan melalui pelanggan, pasar, dan juga relasi bisnis. Atau lebih tepatnya lagi mencari *Project-project* baru yang akan dikerjakan.

Untuk mewujudkan tujuan dari suatu organisasi perusahaan diperlukan diantaranya kerjasama yang baik dan terkoordinir antara para karyawan. Perusahaan yang memiliki sejumlah karyawan dengan berbagai posisi diperlukan pengorganisasian sebaik mungkin, untuk itu diperlukan seorang pemimpin yang dapat memberikan wewenang dan tanggung jawab kepada bawahan sesuai dengan prosedur yang berlaku.

Dengan adanya struktur organisasi akan memudahkan dalam pencapaian tujuan perusahaan secara efektif dan efisien serta untuk menjadi perusahaan pilihan terutama diMinyak, Gasdan Energi Industri dan Proyek Infrastruktur lain di Indonesia. Memberikan nilai tambah bagi pelanggan, karyawan, dan pemegang saham sesuai dengan strategi bisnis.

Bagian struktur organisasi PT. WahanaKarsa Swandiri Duri, Jl. Nusa Indah, Air Jamban, Kabupaten Bengkalis, Riau dapat dilihat pada gambar berikut:

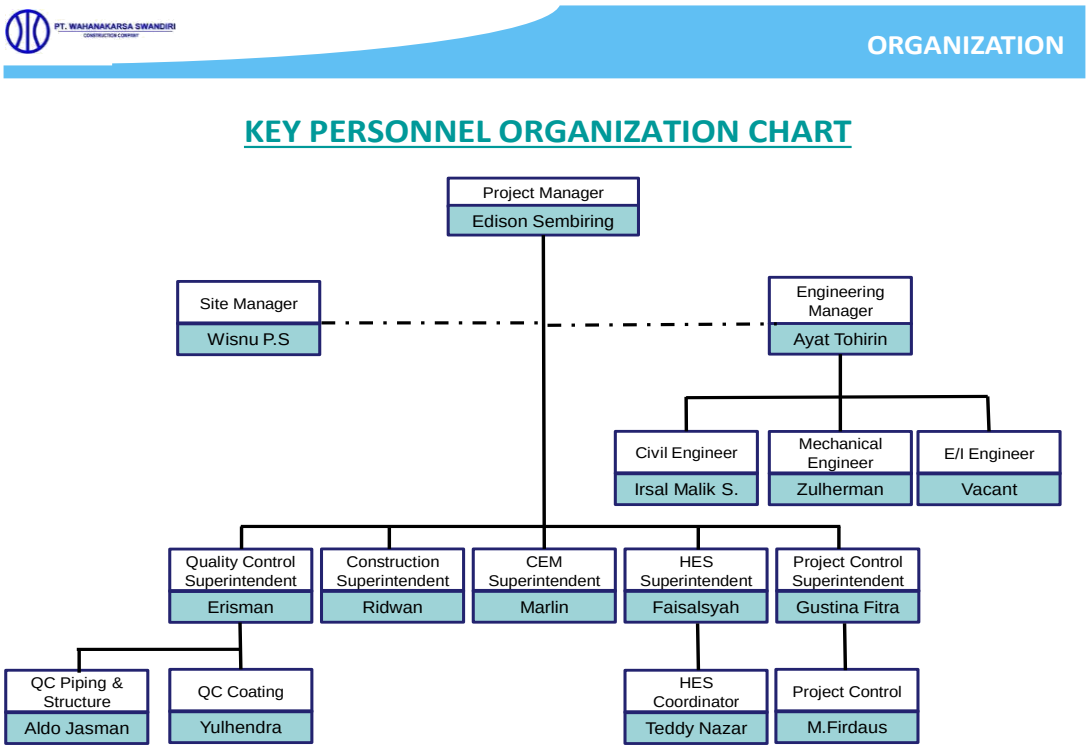

Gambar 1.2. Struktur Organisasi PT.WahanaKarsa Swandiri Duri

Sumber : PT. WahanaKarsa Swandiri Duri

1.2. Gambaran Umum Proyek

PT. WahanaKarsa Swandiri memiliki banyak pekerjaan yang mencakup bagian-bagian seperti pembuatan *Scaffolding* dan *Installation Pipe Road Crossing.* Adapun tujuan dari proyek PT. WahanaKarsa Swandiri adalah sebagai berikut :

A. Tujuan pembuatan *Scaffolding* berguna untuk membantu para pekerja menyelesaikan pekerjaan pada ketinggian yang lebih dari 2 Meter.

B. Tujuan pembuatan *Installation Pipe Road Crossing* untuk mempermudah menyalurkan Minyak dan Gas dari Minas Tujuan ke duri.

PT. Wahanakarsa Swandiri memiliki *team Engineering* dengan bagian-bagian keahlian karyawan masing-masing seperti berikut Ini :

1. *Civil engineering*
2. *Piping / Mechanical Engineering*
3. *Electrical Engineering*
4. *Drafter*
5. *Document.Control.*



Gambar 1.3. ***Room Engineering and Team Engineering***

Team Engineering dipimpin oleh *Engineering Manager* dimana semuanya mengikuti perintahnya. Dalam ruangan *Engineering* Mahasiswa Kerja Praktek ditempatkan sebagai *drafter*, karena keadaan Covid-19 suasana di dalam ruangan *Engineering* tetap malakukan Protokol Kesehatan dengan menggunakan masker dan menjaga jarak antara para pekerja di ruangan. Mentor memberi tugas dan arahan setiap pekerjaan yang di berikan, supaya Praktikan paham dengan pekerjaannya.

BAB II
DATA PROYEK

2.1. Lokasi Proyek

PT. WahanaKarsa Swandiri memiliki pekerjaan proyek pembuatan *Scaffolding* dan *Intallation Pipe Road Crossing,* adapun wilayah lokasi proyek adalah sebagai berikut :

A. *Scaffolding* = Minas, Bangko, Petapahan, Hoou WAC, Hoou CGS dan IPLR.
B. *Installation Pipe Road Crossing* = Minas dan Duri.

2.2. Data Umum Administrasi Proyek

Data-data berikut merupakan identitas pekerjaan tempat pelaksanaan Kerja Praktek. Kerja praktek yang di lakukan dalam ruangan *Engineering* merencanakan gambar yang akan di kerjakan dilapangan.

a) Pekerjaan pembuatan Scaffolding memiliki data administrasi sebagai berikut :
   1. Nama Pekerjaan/Proyek : *Scaffolding Walk Way for Hottap PHGS.*
   2. Lokasi : CGS 01 Hoou
   3. Pemilik Pekerjaan/Proyek : PT. Chevron Pasific Indonesia
   4. Kontraktor Pelaksana : PT. WahanaKarsa Swandiri
   5. Konsultan Perencana : PT. WahanaKarsa Swandiri
   6. Nilai Sub Pekerjaan/Proyek : Tidak di publikasi.

Pekerjaan *Scaffolding Walk Way for Hottap* PHGS memiliki ukuran P=6m, L=1m dan T=3m. *Scaffolding* dikerjakan dengan bahan terbuat dari pipa-pipa besi yang dibentuk sesuai gambar *drafter,* Papan tebal untuk pijakan dan plat untuk pelindung kaki pekeja dari batas-batas samping *Scaffolding*.

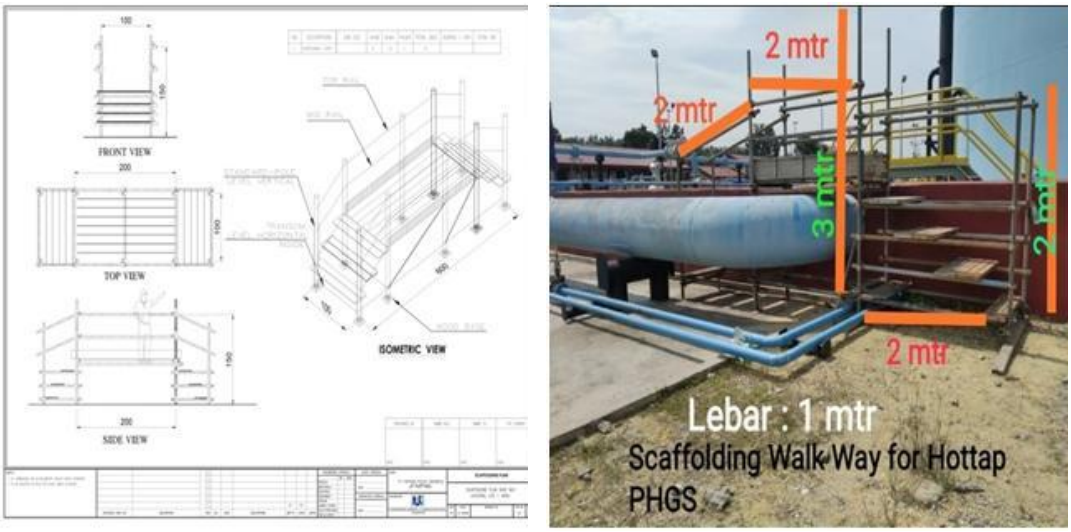

(a) **(b)**

Gambar 2.1. (a) Dokumentasi Scaffolding yang telah di kerjakan, (b) Kondisi terpasang di lapangan
Sumber : PT. WahanaKarsa Swandiri

b) Pekerjaan pembuatan *Installation Pipe Road Crossing* 4'' Well 8D-68N memiliki data administrasi sebagai berikut :

1. Nama Pekerjaan/Proyek : *Installation Pipe Road Crossing* 4''
2. Lokasi : Area #1 Minas
3. Pemilik Pekerja/Proyek : PT. Chevron Pasific Indonesia
4. Kontraktor Pelaksana : PT. WahanaKarsa Swandiri
5. Konsultan Perencana : PT. WahanaKarsa Swandiri
6. Nilai Sub Pekerjaan/Proyek : Tidak di publikasi

Pekerjaan *Installation Pipe Road Crossing* 4'' Well 8D-68N Area #1 Minas, praktikan ditempatkan sebagai *drafter* yang menggambar menggunakan *AutoCAD* 2010. Praktikan diberi data dari pekerja lapangan, dan praktikan diminta untuk membuat gambar *Isometric* di *AutoCAD* beserta kebutuhan material pembuatan pipa seperti berikut :

Tabel 2.1. Kebutuhan Material Pipe 4'' Well 8D-68N

NO	List Of Material	Size	Quantity	Line.m
1	*Pipe*	4''	-	80.78 m
2	*Flanges* 150#	4''		-
3	*Weld Fittings* 90° 45°	4''	6	-
4	*Gasket* 150#	4''	4	-
5	Stud. Bolts C/W Nuts & Washers	5/8''x 90mm	32	-

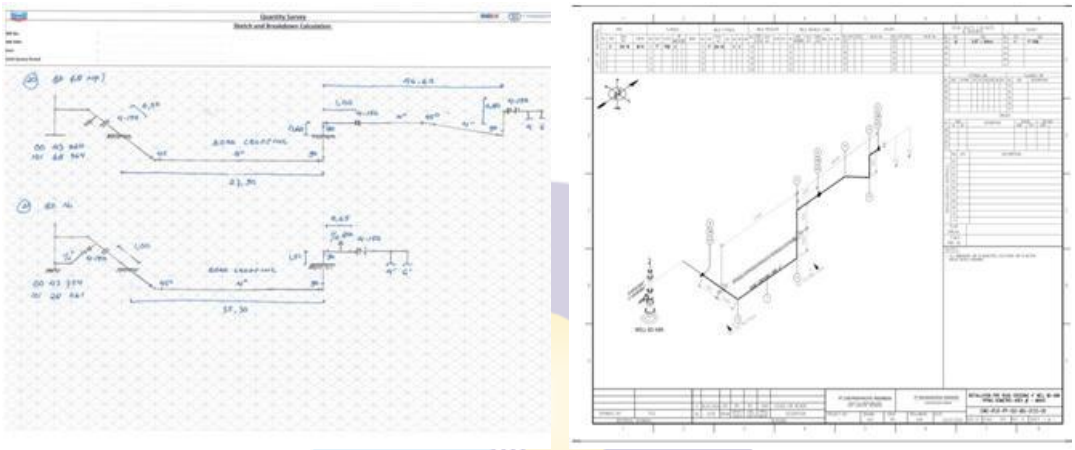

(a) **(b)**

Gambar 2.2. (a) Kondisi Lapangan dan (b) Hasil Pekerjaan Praktikan. Sumber : PT. WahanaKarsa Swandiri.

2.3. Data Teknis

Data teknis Proyek *Oil and Gas* PT. Chevron Pasific Indonesia yang dikerjakan oleh praktikan di PT. WahanaKarsa Swandiri dapat dijabarkan secara umum sebagai berikut:

1. Pekerjaan Pendahuluan
2. Pekerjaan *Drawing Scaffolding*
3. Pekerjaan *Drawing Pipe Road Crossing*
4. Pekerjaan Lain-lainnya.

Proyek ini diharapkan dapat memaksimalkan pekerjaan-pekerjaan yang ada dibidang *Oil and gas*, dan juga mempermudah pekerjaan di lokasi lingkungan PT. Chevron Pasific Indonesia.

BAB III

PELAKSANAAN KERJA PRAKTEK

3.1. Drafter dan perhitungan Scaffolding, Platfrom dan Boundaray

Adapun pelaksanaan kegiatan *drafter* dan perhitungan meliputi *scaffolding, Platfrom* dan Boundaray yang dilaksanakan pada tanggal 1-27 Juli 2020.

Tabel 3.1 pelaksanaan kegiatan drafter dan perhitungan *scaffolding, platfrom* dan Boundary

No.	**Item pekerjaan**	**Waktu pelaksanaan**	**Keterangan**	
1.	Perkenalan dan pengarahan	Rabu 1 Juli 2020	Pengenalan oleh *Engineer manager* dan penjelasan tentang pakaian dan waktu pelaksanaan Magang.	
2.	*Drawing scaffolding*	Kamis - Jumat 2-3 Juli 2020	Menggambar scaffolding 3m x 3m x 3m.	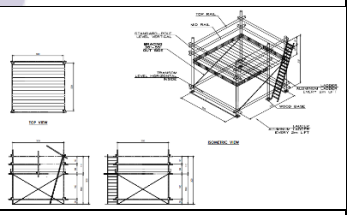
3.	Membuat *Material take off* (MTO) pasangan batu kali	Sabtu – Sabtu 4 – 7 Juli 2020	Menghitung kebutuhan material dalam pekerjaan pasangan batu kali.	
4.	Menghitung *material take off* MTO) pada *Drawing Platfrom*	Rabu – Jumat 8 - 10 Juli 2020	Menggambar dan menghitung material Platfrom	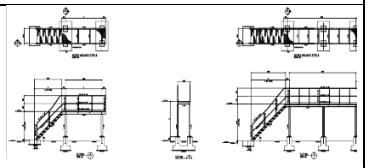
5.	Drawing scaffolding	Kamis 9 Juli 2020	Menggambar scaffolding ukuran 2m x 2m x 4m.	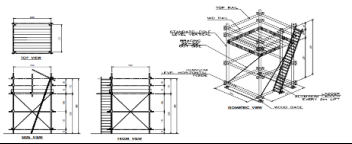

No.	Item pekerjaan	Waktu pelaksanaan	Keterangan	
6.	*Drawing scaffolding walk way*	Selasa 14 Juli 2020	Menggambar scaffolding ukuran, panjang : 6m, lebar : 1.5m, tinggi : 3m.	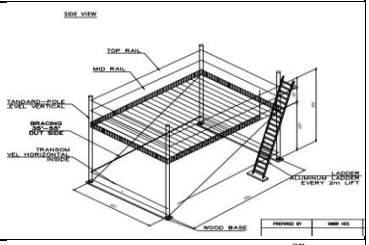
7.	*Drawing scaffolding*	Rabu – Kamis 15 – 16 Juli 2020	Menggambar 3 Scaffolding Lokasi Minas, dengan ukuran sebagai berikut: 1. Panjang : 31m, lebar : 1.2m, tinggi : 3m. 2. Panjang : 4.5m, lebar : 3m, tinggi : 3m. 3. Panjang : 4m, lebar : 3m, tinggi : 3m.	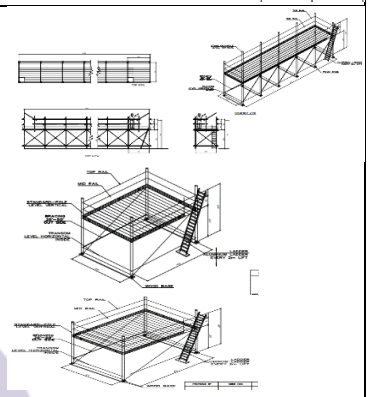
8.	Menghitungan *Material take off* (MTO) Pondasi dan *Shelter*.	Jumat – Selasa 17 – 21 Juli 2020	Menghitung kebutuhan material pondasi dan Shalter MRS.	
9.	Gambar *Boundary* dari data kooardinat.	Rabu 22 Juli 2020	Mentukan titik-titik batas wilayah dari data koordinat menggunaka	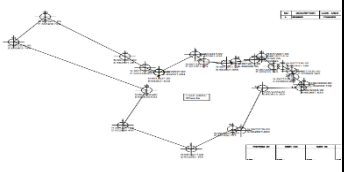

No.	Item pekerjaan	Waktu pelaksanaan	Keterangan	
			n Aplikasi AutoCAD.	
10.	*Drawing scaffolding*	Kamis 23 Juli 2020	Menggambar scaffolding ukuran, panjang : 2m, lebar : 2m, tinggi : 3m.	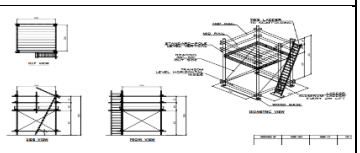
11.	*Drawing scaffolding*	Jumat 24 Juli 2020	Menggambar scaffolding ukuran, panjang : 4m, lebar : 2m, tinggi : 6m.	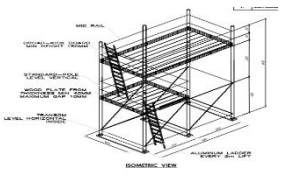
12.	Membuat laporan Kerja Praktek	Senin 27 Juli 2020	Membuat laporan Kerja Praktek	

3.2. Drafter dan perhitungan *Scaffolding* dan *Isometric Piping*

Adapun pelaksanaan kegiatan *drafter* dan perhitungan meliputi *scaffolding* dan *Isometric Piping* yang dilaksanakan pada tanggal 28 Juli – 28 Agustus 2020.

Tabel 3.2 pelaksanaan kegiatan *drafter* dan perhitungan kebutuhan *scaffolding* dan *Isometric Piping*.

No.	Item pekerjaan	Waktu pelaksanaan	Keterangan	
1.	*Drawing scaffolding*	Selasa 28 Juli 2020	Menggambar *scaffolding* ukuran, panjang : 4m, lebar : 2m, tinggi : 2.5m.	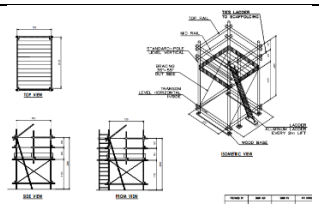

No.	Item pekerjaan	Waktu pelaksanaan	Keterangan	
2.	*Drawing Isometric*	Rabu 29 Juli 2020	Menggambar *isometric piping plan*, dari gambar 8d-37, 8d-38, 8d-46 dan 8d-56. Lokasi Minas.	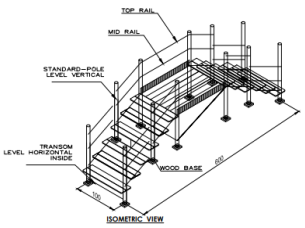
3.	*Drawing Isometric*	Kamis 30 Juli 2020	Menggambar *isometric piping plan*, dari gambar 8d-55e, 8d-57e, 8d-27e dan 8d-57epi. Lokasi Minas.	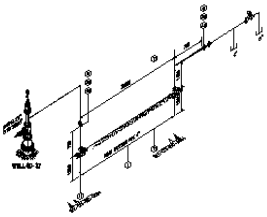
4.	*Drawing Isometric*	Senin 3 Agustus 2020	Menggambar *isometric piping plan* dari gambar rencana. Lokasi Minas.	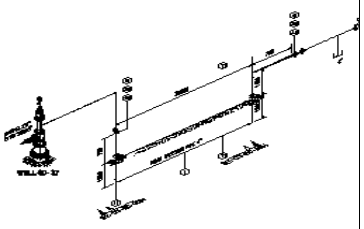

No.	Item pekerjaan	Waktu pelaksanaan	Keterangan	
5.	*Drawing Isometric dan Drawing scaffolding*	Selasa 4 Agustus 2020	Menggambar *Isometric Piping Plan* dari gambar rencana dan gambar scaffolding *waik way for hottap* lokasi PHGS.	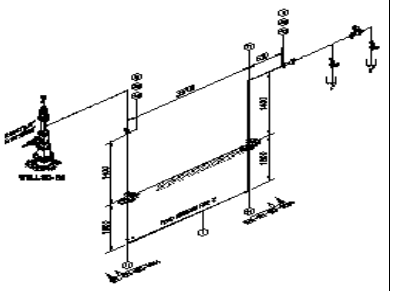
6.	Gambar perencanaan Rumah	Rabu – Senin 5 – 10 Agustus 2020	Menggambar rumah hunian dengan 3 kamar	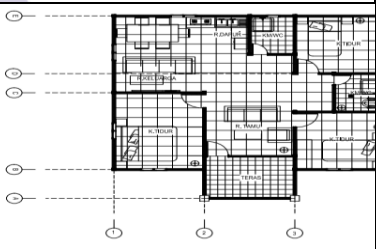
7.	Gambar perencanaan Rumah dan gambar *scaffolding*	Senin 10 Agustus 2020	Melanjutkan *Drawing* perencanaan Rumah hunian 3 kamar dan *Drawing scaffolding plan* ukuran, panjang : 1.5 m, lebar : 2m, tinggi : 2.6 m.	

No.	Item pekerjaan	Waktu pelaksanaan	Keterangan	
8.	Menghitung *Material take off*	Kamis 13 Agustus 2020	Menghitung *Material take off* (MTO) tangga darurat lokasi,Petapahan *gathering station.*	
9.	Membuat laporan harian dan Menggambar *Isometrik Pipe*	Selasa 18 Agustus 2020	Membuat laporan harian dan Menggambar *Isometrik Pipe Plan* dari gambar rencana.lokasi Minas.	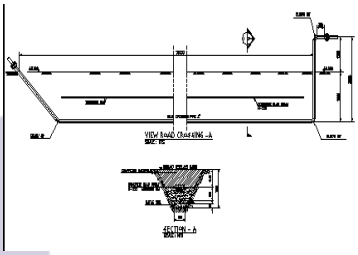
10.	*Drawing Isometric*	Rabu 19 Agustus 2020	Menggambar *Isometrik Pipe Plan* dari gambar rencana. Lokasi Minas.	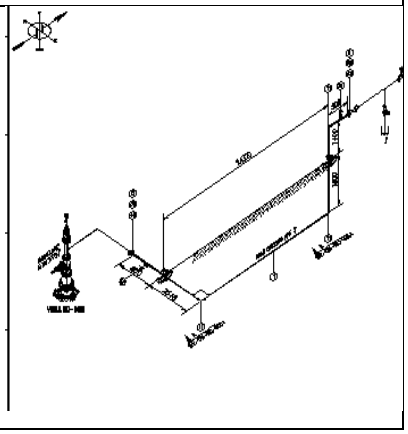

No.	Item pekerjaan	Waktu pelaksanaan	Keterangan	
11.	*Drawing Isometric*	Jumat 21 Agustus 2020	*Drawing Isometric* pipa gas, lokasi Minas.	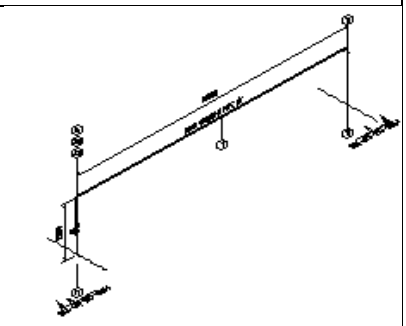
12.	Membuat laporan harian	Senin 24 Agustus 2020	Membuat laporan harian.	
13.	*Drawing scaffolding*	Selasa 25 Agustus 2020	Menggambar scaffolding dengan diameter sebagai berikut: a. 6 inchi ukuran 2m x 2m x 2.8m, lokasi PHGS. b. 12 inchi ukuran 2m x 2m x 1.5m, lokasi PHGS. c. *Drawing scaffoldi*	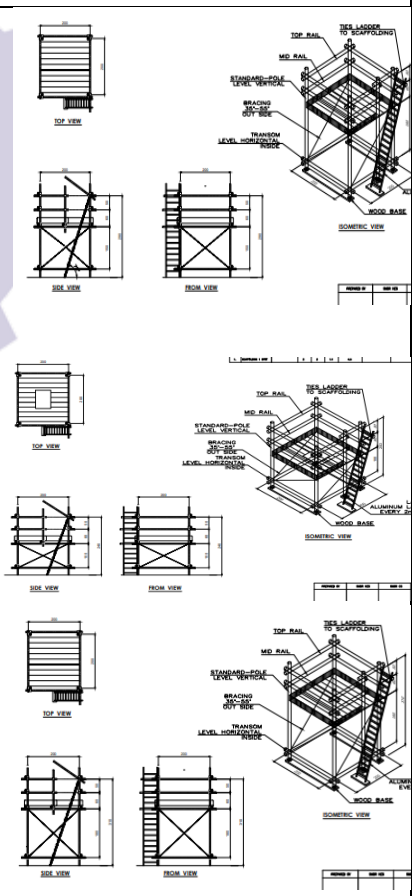

No.	Item pekerjaan	Waktu pelaksanaan	Keterangan	
			ng install cable 2m x 2m x 1.8m, di PHGS.	
14.	*Drawing scaffolding*	Rabu 26 Agustus 2020	Menggambar scaffolding dengan diameter sebagai berikut: a. 16" inch-12 inch, di PHGS, ukuran 2m x 2m x 1.2m b. 12 inch-8 inch, di PHGS, ukuran 2m x 2m x 1m.	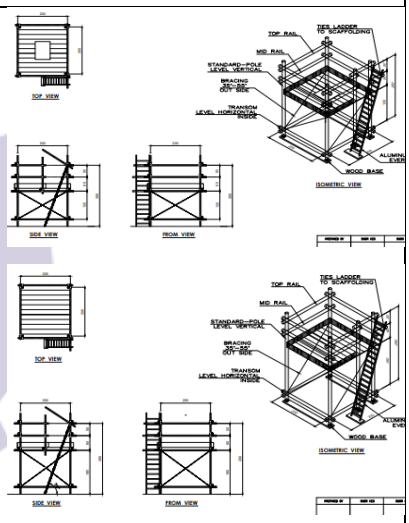
15.	Membuat laporan harian	Kamis 27 Agustus 2020	Membuat laporan harian	
16	Belajar	Jumat 28	Belajar	

No.	Item pekerjaan	Waktu pelaksanaan	Keterangan	
.	menggunakan *SketchUp* dan revisi laporan	Agustus 2020	menggunakan *SketchUp* dan revisi laporan harian dari *Engineering Manager*.	

SURAT KETERANGAN

WKS-KP-01

Yang bertanda tangan di bawah ini menerangkan bahwa :

Nama	: NUGROHO EKI SETIA
Tempat/Tgl.Lahir	: Duri/ 20 Februari 2000
Alamat	: Jln.Suriname , Sebanga, Duri.

Telah melakukan kerja praktek pada perusahaan kami, PT. Wahanakarsa Swandiri, sejak tanggal 3 Juli 2020 sampai dengan 31 Agustus 2020 sebagai tenaga Kerja Praktek(KP).

Selama bekerja di perusahaan kami, yang bersangkutan telah menunjukkan ketekunan dan kesungguhan bekerja dengan baik.
Surat Keterangan ini diberikan untuk dipergunakan sebagaimana mestinya.
Demikian surat keterangan ini kami buat untuk dipergukan semestinya.

Duri, 31 Agustus 2020

Ayat Tohirin
(*Engineering Manager*)
PT.Wahanakarsa Swandiri

BI WEEKLY REPORT 2 MINGGU KE SATU

NAMA : **NUGROHO EKI SETIA**
KEGIATAN : **MAHASISWA MAGANG POLITEKNIK NEGERI BENGKALIS**
TEMPAT MAGANG : **PT. WAHANAKARSA SWANDIRI**
LOKASI : **JL. NUSA INDAH NO. 14, MANDAU, BENGKALIS**

PERTEMUAN	HARI	TANGGAL	URAIAN KEGIATAN	PEMBERI TUGAS	PARAF	HASIL KERJA
1	RABU	1/7/2020	*a. Pengarahan dari manager PT WKS*	*AYAT TOHIRIN*		~
			b. Mengumpulkan gambar Autocad			
			RAB, dan pengolahan data IUT			
			dari kampus			
2	KAMIS	2/7/2020	*a. As built Drawing Pipe Sleeve 4" Project IPLR*	*AFDILLAH*		DWG-IPLR-PP-ISO-IBU-0157-00
			Area 7 SE			
3	JUMAT	3/72020	*a. As built Drawing Pipe Sleeve 4" Project IPLR*	*AFDILLAH*		DWG-IPLR-PP-ISO-IBU-0158-00
			Area 9 SE			
4	SABTU	4/8/2020	*a. Membuat MTO pasangan*	*AYAT TOHIRIN*		GD 3472-EN-DWG-S-009
			batu kali			
5	MINGGU	5/7/2020	*a. Perbaikan MTO pasangan batu*	*AYAT TOHIRIN*		GD 3472-EN-DWG-S-009
			kali			
6	SENIN	6/7/2020	*a. Perbaikan MTO pasangan batu*	*AYAT TOHIRIN*		GD 3472-EN-DWG-S-009
			kali			
7	SELASA	7/7/2020	*a. Perbaikan MTO pasangan batu*	*AYAT TOHIRIN*		GD 3472-EN-DWG-S-009
			kali			
8	RABU	8/7/2020	*a. Menghitung material Take off*	*M. AFDILLAH*		~
			pada Drawing Platform			
			menggunakan Excel.			
9	KAMIS	9/7/2020	*a. Memperbaiki Excel MTO Platform*	*M. AFDILLAH*		WAC-E02-81-0000
			b. Membuat gambar Scafolding dengan			
			ukuran P=2M, L=2M, T=4M			
			Judul : 1. Scafolding Plan install elbow pipa 24"			
			pipe fiin collet lokation.awr 6 se			
			2. Scafolding Plan For Install tee			WAC-E02-81-0000
			pipe24" fin collet location. Awr 6 se			
10	JUMAT	10/7/2020	*a. Memperbaiki Excel MTO Platform*	*M. AFDILLAH*		~

Dibuat Oleh,

Nugroho Eki Setia
Mahasiswa Magang Politeknik Negeri Bengkalis

Diketahui Oleh,

Ayat Tohirin
Engineering Manager PT. WKS

Monthly Report

INTEGRATED PIPELINE REPAIR PACKAGE 2
CONTRACT NO. Contract Number : C1508190
PT. WAHANAKARSA SWANDIRI

NO	SR NO.	DESCRIPTION	Actual			QTY (Pair)			START	START								END	END						Status
										Latitude				Longitude					Latitude			Longitude			
			AREA	AWT	LOCATION		4"	5"	START	DD	MM	SS	D,S	DD	MM	SS	D,S	END	DD	MM	SS	SS	D,S	
1	1286828 01 04770 000	install sleeve 4"	FOD 1	7SC	5V-63A	4	3	1		1	16	10,6	1,2696111	101	14	3,3	101,23425		1	16	10,78	3,31	101,23425	Complete
2	1286828 01 04770 000	install sleeve 4"	FOD 1	7SC	5V-19A	4	4	0		1	16	10,3	1,2695278	101	14	3,4	101,23428		1	16	10,44	3,42	101,23428	Complete
3	1286828 01 04770 000	install sleeve 4"	FOD 1	7SC	5U-59A	4	3	1		1	16	11,1	1,26975	101	14	3,5	101,23431		1	16	11,27	3,5	101,23431	Complete
4	1286828 01 04770 000	install sleeve 4"	FOD 1	7SC	5U-12B	4	3	1		1	16	11,7	1,2699167	101	14	3,5	101,23431		1	16	11,3	3,51	101,23431	Complete
5	1286828 01 04770 000	install sleeve 4"	FOD 1	7SC	5U-12B	3	2	1		1	16	12,5	1,2701389	101	14	3,5	101,23431		1	16	12,6	3,53	101,23431	Complete
6	1286828 01 04770 000	install sleeve 4"	FOD 1	7SC	5U-12B	2	2	0		1	16	13,9	1,2705278	101	14	3,6	101,23433		1	16	14,0	3,59	101,23433	Complete
7	1286828 01 04770 000	install sleeve 4"	FOD 1	7SC	5U-12A	3	3	0		1	16	13,9	1,2705278	101	14	3,6	101,23433		1	16	14,0	3,59	101,23433	Complete
8	1286828 01 04770 000	install sleeve 4"	FOD 1	7SC	5U-16A	3	3	0		1	16	13,9	1,2705278	101	14	3,6	101,23433		1	16	14,0	3,59	101,23433	Complete
9	1286828 01 04770 000	install sleeve 4"	FOD 1	7SC	5U-16B	2	2	0		1	16	13,9	1,2705278	101	14	3,6	101,23433		1	16	14,0	3,59	101,23433	Complete
10	1286828 01 04770 000	install sleeve 4"	FOD 1	7SC	5U-12B	3	2	1		1	16	14,4	1,2706667	101	14	3,5	101,23431		1	16	14,5	3,52	101,23431	Complete
11	1286828 01 04770 000	install sleeve 4"	FOD 1	7SC	5V-75A	9	8	1		1	16	2,2	1,2672778	101	14	3,6	101,23433		1	16	2,6	3,63	101,23434	Complete
12	1286828 01 04770 000	install sleeve 4"	FOD 1	7SC	5V-63A	3	2	1		1	16	3,8	1,2677222	101	14	3,6	101,23433		1	16	3,9	3,59	101,23433	Complete
13	1286828 01 04770 000	install sleeve 4"	FOD 1	7SC	5V-63A	3	2	1		1	16	5,0	1,2680556	101	14	3,5	101,23431		1	16	4,9	3,49	101,2343	Complete
14	1286828 01 04770 000	install sleeve 4"	FOD 1	7SC	5V-65A	3	2	1		1	16	6,2	1,2683889	101	14	3,5	101,23431		1	16	6,3	21,9	101,23942	Complete
15	1286828 01 04770 000	install sleeve 4"	FOD 1	7SW	3U-18A	3	2	1		1	16	21,9	1,27275	101	13	31,1	101,22531		1	16	22,0	31,3	101,22536	Complete
16	1286828 01 04770 000	install sleeve 4"	FOD 1	7SW	3U-19A	5	4	1		1	16	24,1	1,2733611	101	13	31,3	101,22536		1	16	24,3	31,5	101,22542	Complete
17	1286828 01 04770 000	install sleeve 4"	FOD 1	7SW	4U-18A	6	5	1		1	16	32,6	1,2758056	101	13	31,3	101,22536		1	16	32,6	31,29	101,22536	Complete
18	1286828 01 04770 000	install sleeve 4"	FOD 1	7NW	6T-63B	6	6	0		1	16	32,9	1,2758056	101	13	31,3	101,22536		1	16	48,8	44	101,24556	Complete
19	1286828 01 04770 000	install sleeve 4"	FOD 1	7NW	6T-63B	3	2	1		1	16	49,0	1,2802778	101	14	44	101,24556		1	16	47,1	44,09	101,24558	Complete
20	1286828 01 04770 000	install sleeve 4"	FOD 1	7NW	6T-35C	12	10	2		1	16	47,2	1,2797778	101	14	44,1	101,24558		1	16	53,1	44,19	101,24561	Complete
21	1286828 01 04770 000	install sleeve 4"	FOD 1	7NW	6T-35A	3	2	1		1	16	53,5	1,2815278	101	14	44,2	101,24561		1	16	56,9	44,32	101,24564	Complete
22	1286828 01 04770 000	install sleeve 4"	FOD 1	7NE	7U-10B	5	4	1		1	16	57,0	1,2825	101	14	44,3	101,24564		1	16	42,5	12,51	101,25348	Complete
23	1286828 01 04770 000	install sleeve 4"	FOD 1	7NE	7U-10B	5	4	1		1	16	42,3	1,2784167	101	15	12,5	101,25347		1	16	40,7	12,72	101,25353	Complete
										1	16	40,5	1,2779167	101	15	12,7	101,25353							
24	1286828 01 04770 000	install sleeve 4"	FOD 1	7SE	6U-31C	3	2	1	N: 01 16 15.80 E:101 14 44.00	1	16	15,8	1,2713944	101	14	44	101,24556	N: 01 16 15.70 E:101 14 44.00	1	16	15,7	44	101,24556	Complete
25	1286828 01 04770 000	install sleeve 4"	FOD 1	7SE	6U-34B	3	2	1	N: 01 16 16.20 E:101 14 44.00	1	16	16,0	1,2711667	101	14	44	101,24556	N: 01 16 16.20 E:101 14 44.00	1	16	16,2	44	101,24556	Complete
26	1286828 01 04770 000	install sleeve 4"	FOD 1	7SE	6U-21A	3	2	1	N: 01 15 17.40 E:101 14 44.10	1	16	17,4	1,2715	101	14	44,1	101,24558	N: 01 16 17.40 E:101 14 44.10	1	16	17,4	44,1	101,24558	Complete
27	1286828 01 04770 000	install sleeve 4"	FOD 1	7SE	6U-33C	8	4	2	N: 01 16 18.30 E:101 14 44.00	1	16	18,3	1,27175	101	14	44	101,24556	N: 01 16 18.50 E:101 14 44.00	1	16	18,5	44	101,24556	Complete
28	1286828 01 04770 000	install sleeve 4"	FOD 1	7SE	6U-33C	6	5	1	N: 01 16 22.10 E:101 14 44.10	1	16	22,1	1,2728056	101	14	44,1	101,24558	N: 01 16 22.30 E:101 14 44.10	1	16	22,3	44,1	101,24558	Complete
29	1286828 01 04770 000	install sleeve 4"	FOD 1	7SE	6U-31C	3	2	1	N: 01 16 22.42 E:101 14 44.14	1	16	22,4	1,2730444	101	14	44,14	101,24559	N: 01 16 22.56 E:101 14 44.17	1	16	22,5	44,1	101,24558	Complete
30	1286828 01 04770 000	install sleeve 4"	FOD 1	7SE	6U-31C	3	2	1	N: 01 16 19.93 E:101 14 44.09	1	16	19,9	1,2722028	101	14	44,05	101,24558	N: 01 16 20.06 E:101 14 44.10	1	16	20,1	44,1	101,24558	Complete
31	1286828 01 04770 000	install sleeve 4"	FOD 1	7SE	6U-33A	8	3	1	N: 01 17 13.60 E:101 12 42.30	1	17	13,6	1,2711111	101	12	42,3	101,21175	N: 01 17 13.71 E:101 12 42.32	1	17	13,7	42,32	101,21175	Complete
32	1286828 01 04770 000	install sleeve 4"	FOD 1	9SE	3S-75A	3	2	1	N: 01 17 13.10 E:101 12 42.30	1	17	13,1	1,2869722	101	12	42,3	101,21175	N: 01 17 13.25 E:101 12 42.31	1	17	13,3	42,31	101,21175	Complete
33	1286828 01 04770 000	install sleeve 4"	FOD 1	9SE	3T-36A	3	2	1	N: 01 17 11.80 E:101 12 42.40	1	17	11,8	1,2866111	101	12	42,4	101,21178	N: 01 17 12.04 E:101 12 42.42	1	17	12,0	42,42	101,21178	Complete
34	1286828 01 04770 000	install sleeve 4"	FOD 1	9SE	3T-38A	5	5	1	N: 01 17 05.30 E:101 12 42.40	1	17	5,3	1,2848056	101	12	42,4	101,21178	N: 01 17 05.47 E:101 12 42.40	1	17	5,5	42,4	101,21178	Complete
35	1286828 01 04770 000	install sleeve 4"	FOD 1	9SE	3T-67B	4	3	1	N: 01 17 05.00 E:101 12 42.50	1	17	5,0	1,2847222	101	12	42,5	101,21181	N: 01 17 05.12 E:101 12 42.51	1	17	5,1	42,51	101,21181	Complete
36	1286828 01 04770 000	install sleeve 4"	FOD 1	9SE	3T-47B	3	2	1	N: 01 17 02.30 E:101 12 43.00	1	17	2,3	1,2839722	101	12	43	101,21194	N: 01 17 02.67 E:101 12 43.02	1	17	2,7	43,02	101,21195	Complete
37	1286828 01 04770 000	install sleeve 4"	FOD 1	9SE	3T-34A	9	5	4	N: 01 17 23.60 E:101 12 42.40	1	17	23,6	1,2898889	101	12	42,4	101,21178	N: 01 17 23.71 E:101 12 42.40	1	17	23,7	42,4	101,21178	Complete
38	1286828 01 04770 000	install sleeve 4"	FOD 1	9SE	3S-22A	3	2	1	N: 01 17 23.80 E:101 12 42.60	1	17	23,8	1,2899444	101	12	42,6	101,21183	N: 01 17 23.93 E:101 12 42.61	1	17	23,9	42,61	101,21183	Complete

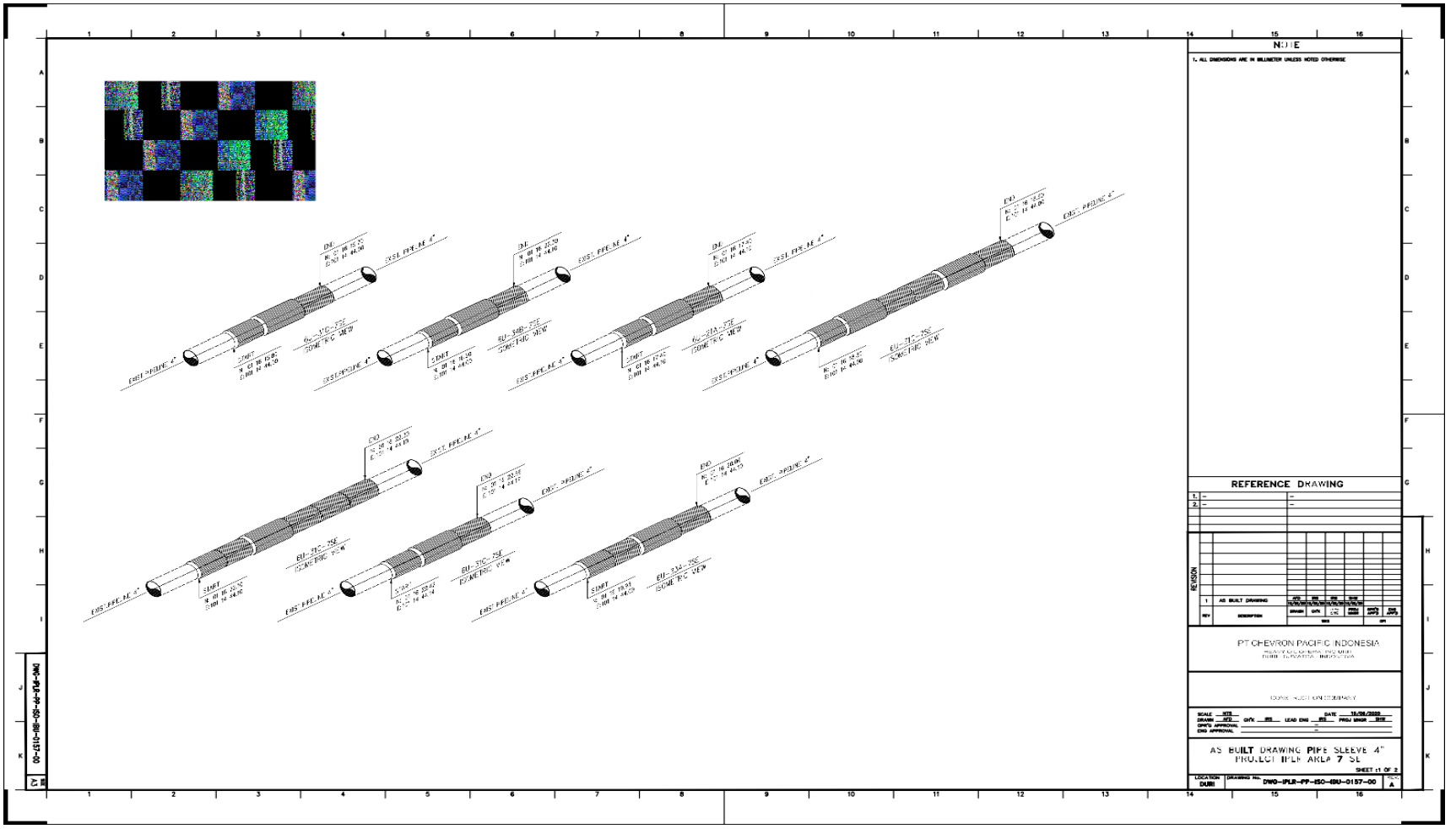
NOTE
1. ALL DIMENSIONS ARE IN MILLIMETER UNLESS NOTED OTHERWISE
REFERENCE DRAWING
REVISION
AS BUILT DRAWING
PT CHEVRON PACIFIC INDONESIA
AS BUILT DRAWING PIPE SLEEVE 4"
PROJECT IPLR AKLA 7 SL
SHEET :1 OF 2
DWO-IPLR-PP-ISO-4BU-0157-00

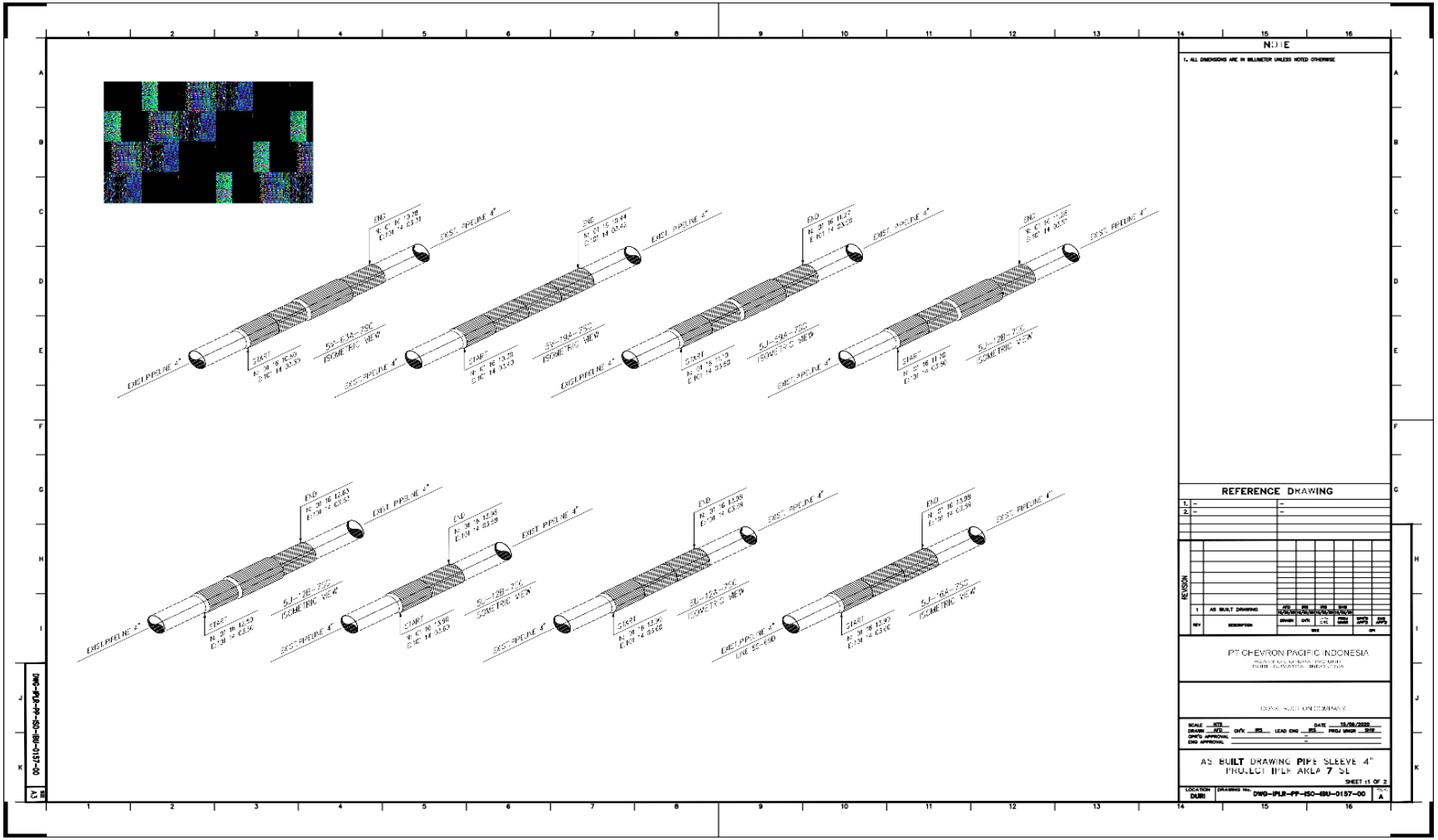
NOTE
1. ALL DIMENSIONS ARE IN MILLIMETER UNLESS NOTED OTHERWISE
REFERENCE DRAWING
REVISION
1 AS BUILT DRAWING
PT CHEVRON PACIFIC INDONESIA
AS BUILT DRAWING PIPE SLEEVE 4"
PROJECT IPLR AREA 7 SL
SHEET 1 OF 2
LOCATION DURI
DRAWING No. DWG-IPLR-PP-ISO-IBU-0157-00
A
DWG-IPLR-PP-ISO-IBU-0157-00
A3

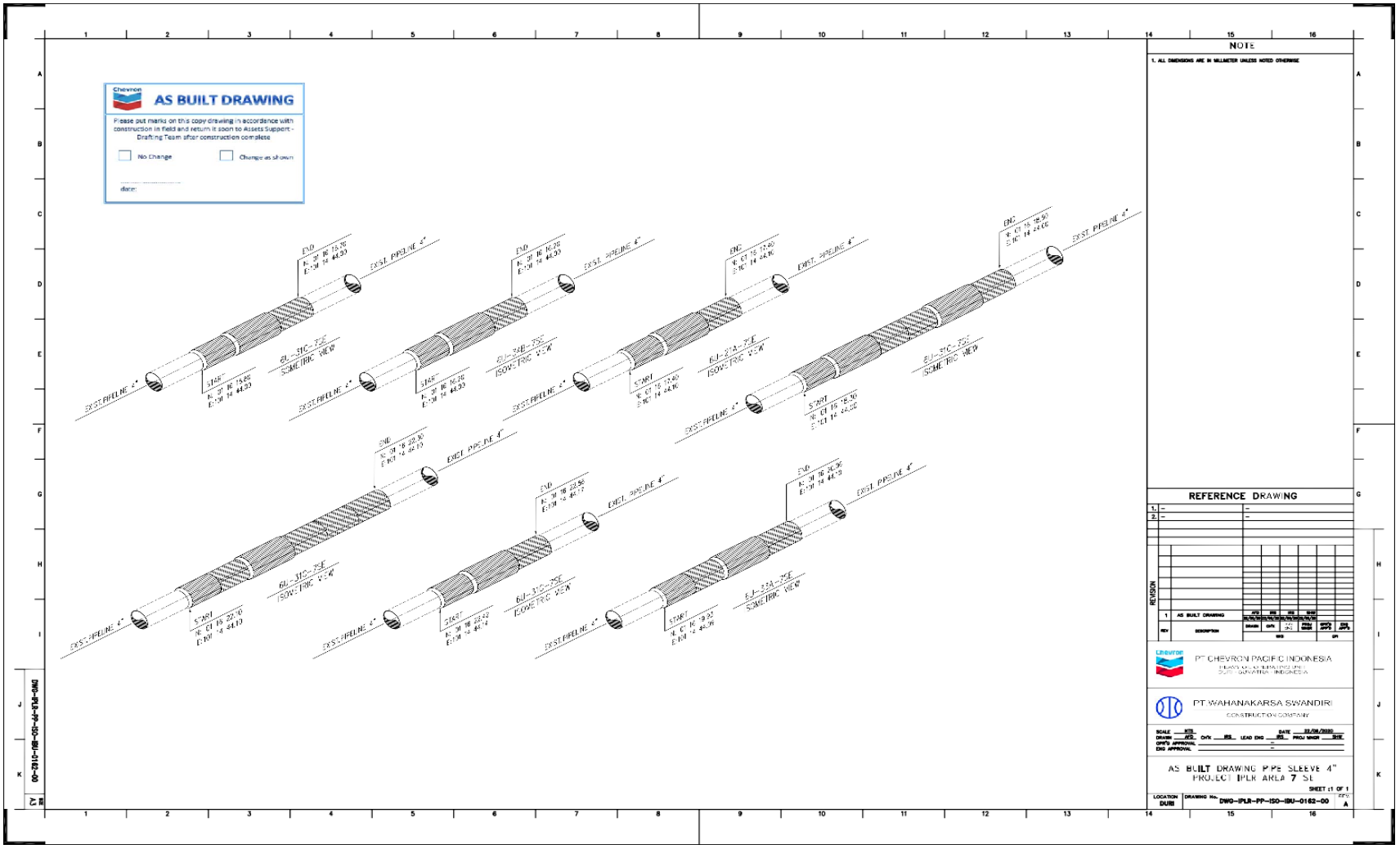
AS BUILT DRAWING
Please put marks on this copy drawing in accordance with construction in field and return it soon to Assets Support - Drafting Team after construction complete
No Change
Change as shown
date:
NOTE
1. ALL DIMENSIONS ARE IN MILLIMETER UNLESS NOTED OTHERWISE
REFERENCE DRAWING
1. –
2. –
REVISION
1 AS BUILT DRAWING
PT CHEVRON PACIFIC INDONESIA
PT WAHANAKARSA SWANDIRI
CONSTRUCTION COMPANY
AS BUILT DRAWING PIPE SLEEVE 4"
PROJECT IPLR AREA 7 SE
SHEET 1 OF 1
DWG-IPLR-PP-ISO-IBU-0162-00
A2

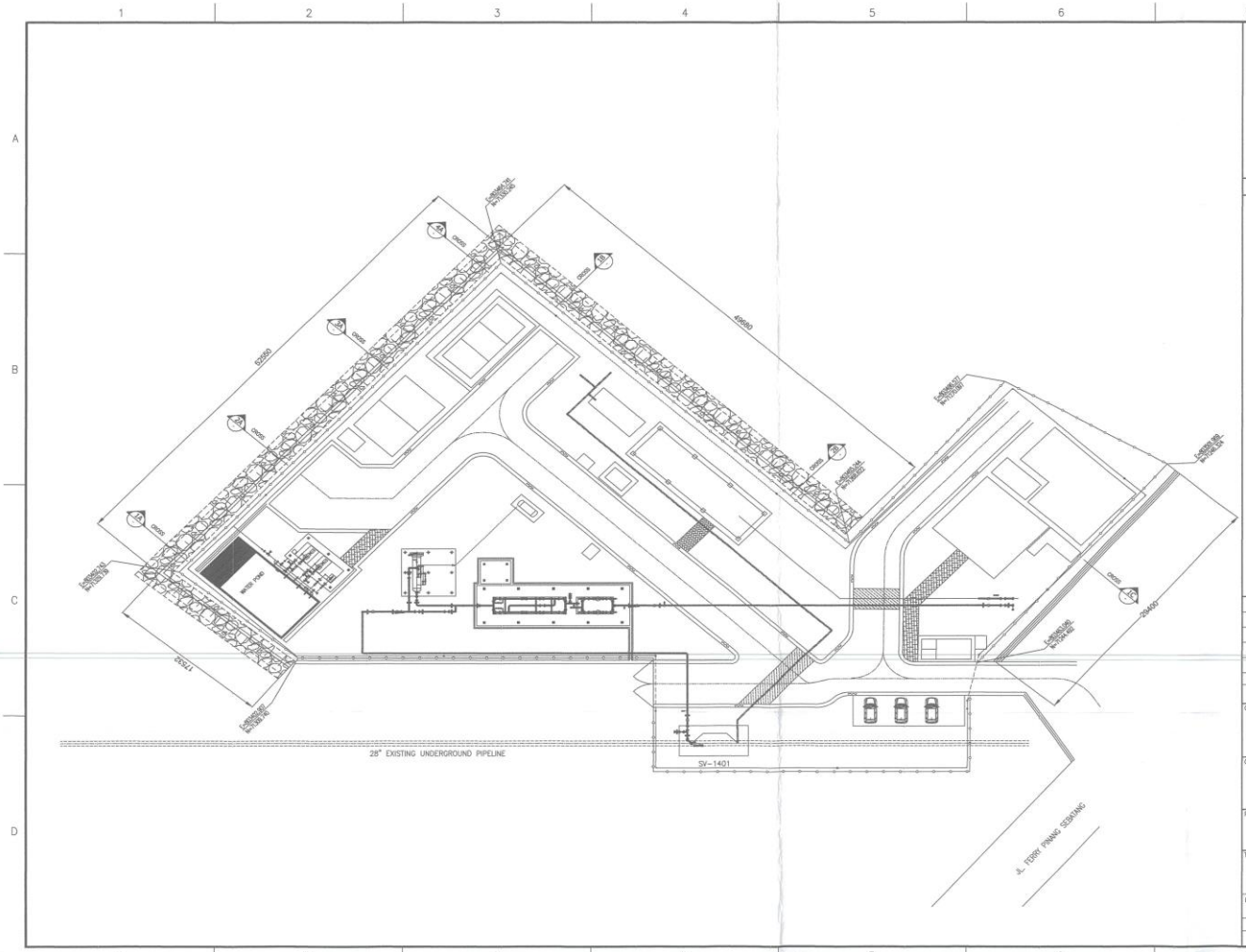

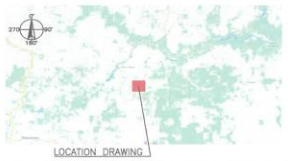

NOTES

1. ALL DIMENSIONS ARE IN MILLIMETERS UNLESS OTHERWISE NOTED.

REV.	DATE	DESCRIPTION	DRAWN	CHECKED	APPROVED	VERIFIED
0	23/12/19	ISSUE FOR BID	FDN	CDR	SYF	NAP
A	17/12/19	ISSUE FOR REVIEW	FDN	CDR	SYF	NAP
REVISION			KONSULTAN			TGI

OWNER :
PT. TRANSPORTASI GAS INDONESIA

CONSULTANT :
PT. SOLUSI ENERGY NUSANTARA

PROYEK :
JASA KONSULTANSI PERANCANGAN
PEMBUATAN DOKUMEN FEED
PEMBANGUNAN SISTEM METER RIAU

TITLE :
GAMBAR PERKUATAN DINDING PENAHAN TANAH

DWG.NO
GD3472-EN-DWG-S-009

SCALE	SIZE	SHEET	REV.	STATUS.
1:500	A3	1 OF 3	0	IFB

Bill of Quantity Pembangunan Sistem Meter
Contract No. :
Client :
Contractor :

Date :
Rev. 0

No.	Description	Specification	p	l	h	nos	Qty	Unit	Koefisien	Q1	Qty.	Units	Remarks
A	**Dinding Penahan Tanah, GD3472-EN-DWGS-009 Rev. 0 IFB**										a		
1	Soil Excavation										863,73	m3	
	Excavation		*119,96*	*3,20*	*2,25*	*1,00*	*863,73*	*m3*	*1,00*	*863,73*			
2	Compacted Back Fill										656,19	m3	
	Compacted Back Fill (outer)		*119,96*	*1,15*	*1,00*	*1,00*	*137,96*	*m3*	*1,00*	*137,96*			
	Compacted Back Fill (inner)		*119,96*	*0,90*	*3,20*	*1,00*	*345,49*	*m3*	*1,00*	*345,49*			
	Compacted Back Fill (bottom)		*119,96*	*3,20*	*0,45*	*1,00*	*172,75*	*m3*	*1,00*	*172,75*			
3	Stone Mansory (Batu Kali)										781,81	m3	
	Batu Kali Tapak		*119,76*	*3,20*	*0,80*	*1,00*	*306,59*	*m3*	*1,20*	*367,91*			
	Batu Kali Dinding		*119,76*	*0,90*	*3,20*	*1,00*	*344,91*	*m3*	*1,20*	*413,90*			
4	PVC Pipe Ø 3"										120,00	m'	
	PVC Bottom		*1,20*			*60,00*	*72,00*	*m'*	*1,00*	*72,00*			
	PVC Upper		*0,80*			*60,00*	*48,00*	*m'*	*1,00*	*48,00*			
5	Geotextille UW. 250		*119,96*	*4,40*			*527,83*	*m2*	*1,00*	*527,83*	527,83	m'	
6	Granular Material		-							-	1,00	Lot	

MTO PASANG BATU KALI

No.	Description	Specification	p	l	h	nos	Qty.	Unit	Koefisien	Q1	Qty.	Units	Remarks
A	**Dinding Penahan Tanah, GD3472-EN-DWGS-009 Rev. 0 IFB**										a		
1	Soil Excavation										863,73	m3	
2	Compacted Back Fill										656,19	m3	
3	Stone Mansory (Batu Kali)										781,81	m3	
4	PVC Pipe Ø 3"										120,00	m'	
5	Geotextille UW. 250		119,96	4,40			527,83	m2	1,00	527,83	527,83	m'	
6	Granular Material		-							-	1,00	Lot	

Section 3A

NO	Description	Specification	p	l	h	nos	Qty.	Unit	Koefisien	Q1	Qty.	Units	Remarks
A	**Dinding Penahan Tanah, GD3472-EN-DWGS-009 Rev. 0 IFB**										a		
1	Soil Excavation										79,87	m3	
	Excavation		13,14	3,20	1,90	1,00	79,87	m3	1,00	79,87			
2	Compacted Back Fill										71,86	m3	
	Compacted Back Fill (outer)		13,14	1,15	1,00	1,00	15,11	m3	1,00	15,11			
	Compacted Back Fill (inner)		13,14	0,90	3,20	1,00	37,83	m3	1,00	37,83			
	Compacted Back Fill (bottom)		13,14	3,20	0,45	1,00	18,92	m3	1,00	18,92			
3	Stone Mansory (Batu Kali)										85,78	m3	
	Batu Kali Tapak		13,14	3,20	0,80	1,00	33,64	m3	1,20	40,37			
	Batu Kali Dinding		13,14	0,90	3,20	1,00	37,84	m3	1,20	45,41			
4	PVC Pipe Ø 3"	pvc									14,00	m'	
	PVC Bottom		1,20			7,00	8,40	m'	1,00	8,40			
	PVC Upper		0,80			7,00	5,60	m'	1,00	5,60			
5	Geotextille UW. 250		13,14	4,40			57,80	m2	1,00	57,80	57,80	m'	
6	Granular Material		-							-	1,00	Lot	

Section 4A

NO.	Description	Specification	p	l	h	nos	Qty.	Unit	Koefisien	Q1	Qty.	Units	Remarks
A	**Dinding Penahan Tanah, GD3472-EN-DWGS-009 Rev. 0 IFB**										a		
1	Soil Excavation										100,05	m3	
	Excavation		13,14	3,20	2,38	1,00	100,05	m3	1,00	100,05			
2	Compacted Back Fill										71,86	m3	
	Compacted Back Fill (outer)		13,14	1,15	1,00	1,00	15,11	m3	1,00	15,11			
	Compacted Back Fill (inner)		13,14	0,90	3,20	1,00	37,83	m3	1,00	37,83			
	Compacted Back Fill (bottom)		13,14	3,20	0,45	1,00	18,92	m3	1,00	18,92			
3	Stone Mansory (Batu Kali)										85,78	m3	
	Batu Kali Tapak		13,14	3,20	0,80	1,00	33,64	m3	1,20	40,37			
	Batu Kali Dinding		13,14	0,90	3,20	1,00	37,84	m3	1,20	45,41			
4	PVC Pipe Ø 3"	pvc									14,00	m'	
	PVC Bottom		1,20			7,00	8,40	m'	1,00	8,40			
	PVC Upper		0,80			7,00	5,60	m'	1,00	5,60			
5	Geotextille UW. 250		13,14	4,40			57,80	m2	1,00	57,80	57,80	m'	
6	Granular Material		-							-	1,00	Lot	

Section 1B

NO.	Description	Specification	p	l	h	nos	Qty.	Unit	Koefisien	Q1	Qty.	Units	Remarks
A	**Dinding Penahan Tanah, GD3472-EN-DWGS-009 Rev. 0 IFB**										a		
1	Soil Excavation										202,69	m3	
	Excavation		24,84	3,20	2,55	1,00	202,69	m3	1,00	202,69			
2	Compacted Back Fill										135,87	m3	
	Compacted Back Fill (outer)		24,84	1,15	1,00	1,00	28,57	m3	1,00	28,57			
	Compacted Back Fill (inner)		24,84	0,90	3,20	1,00	71,54	m3	1,00	71,54			
	Compacted Back Fill (bottom)		24,84	3,20	0,45	1,00	35,77	m3	1,00	35,77			
3	Stone Mansory (Batu Kali)										162,16	m3	
	Batu Kali Tapak		24,84	3,20	0,80	1,00	63,59	m3	1,20	76,31			
	Batu Kali Dinding		24,84	0,90	3,20	1,00	71,54	m3	1,20	85,85			
4	PVC Pipe Ø 3"	pvc									26,00	m'	
	PVC Bottom		1,20			13,00	15,60	m'	1,00	15,60			
	PVC Upper		0,80			13,00	10,40	m'	1,00	10,40			
5	Geotextille UW. 250		24,84	4,40			109,30	m2	1,00	109,30	109,30	m'	
6	Granular Material		-							-	1,00	Lot	

Section 2B

NO.	Description	Specification	p	l	h	nos	Qty.	Unit	Koefisien	Q1	Qty.	Units	Remarks
A	**Dinding Penahan Tanah, GD3472-EN-DWGS-009 Rev. 0 IFB**										a		
1	Soil Excavation										206,67	m3	
	Excavation		24,84	3,20	2,60	1,00	206,67	m3	1,00	206,67			
2	Compacted Back Fill										135,87	m3	
	Compacted Back Fill (outer)		24,84	1,15	1,00	1,00	28,57	m3	1,00	28,57			
	Compacted Back Fill (inner)		24,84	0,90	3,20	1,00	71,54	m3	1,00	71,54			
	Compacted Back Fill (bottom)		24,84	3,20	0,45	1,00	35,77	m3	1,00	35,77			
3	Stone Mansory (Batu Kali)										162,16	m3	
	Batu Kali Tapak		24,84	3,20	0,80	1,00	63,59	m3	1,20	76,31			
	Batu Kali Dinding		24,84	0,90	3,20	1,00	71,54	m3	1,20	85,85			

4	PVC Pipe Ø 3"	pvc									26,00	m'	
	PVC Bottom		*1,20*			*13,00*	*15,60*	*m'*	*1,00*	*15,60*			
	PVC Upper		*0,80*			*13,00*	*10,40*	*m'*	*1,00*	*10,40*			
5	Geotextille UW. 250		*24,84*	*4,40*			*109,30*	*m2*	*1,00*	*109,30*	109,30	m'	
6	Granular Material		-							-	1,00	Lot	

NO	DESCRIPTION	JOB USE	Length	Width	Height	TOTAL (M3)	DURAS / DAY	TOTAL MD
1.	SCAFFOLDING 1 SPOT							

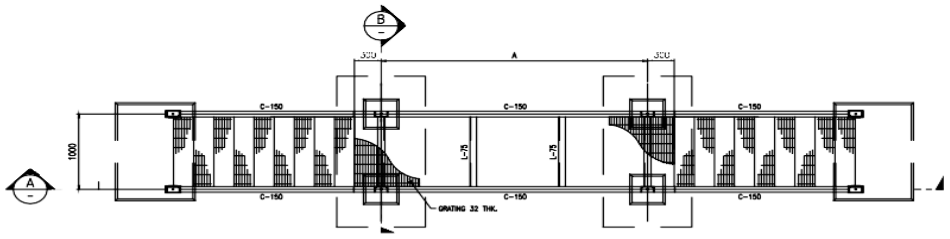

ACCESS WALKWAY TYPE-A
SCALE 1:25

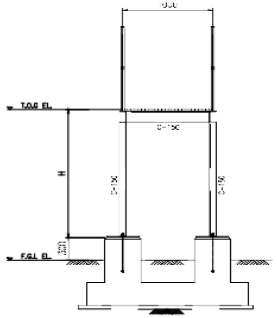

SECTION B
SCALE 1:25

PANJANG 5,5 M

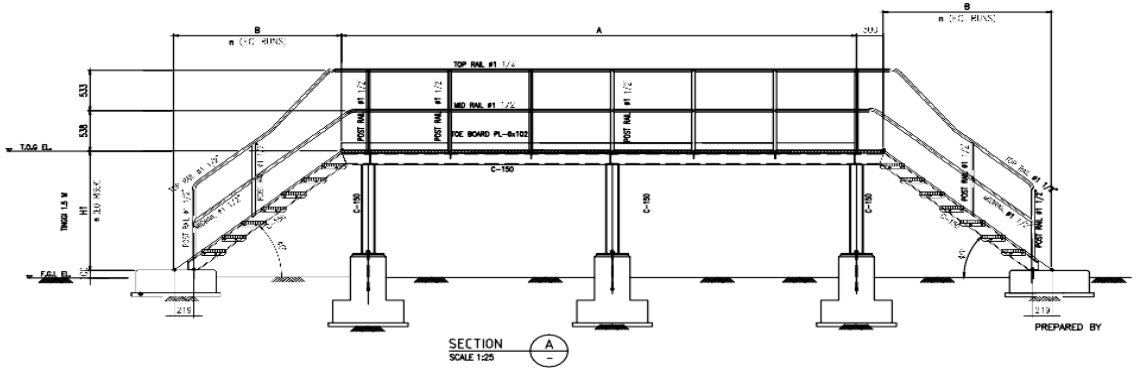

SECTION A
SCALE 1:25

PREPARED BY SMBR HES SMBR CS CPI CORREP

DATE : DATE : DATE : DATE :

NOTES :
1. ALL DIMENSIONS ARE IN MILLIMETERS UNLESS NOTED OTHERWISE.
2. TO BE ADJUSTED IN FIELD FOR EQUAL GRADE ELEVATION

REFERENCE DWG NO DESCRIPTION

REV	BY	DATE	DESCRIPTION	DSFT'D	CHK'D	APR'D
				AFD	FEB	

ENGINEERING APPROVAL

	BY	DATE
PROCESS		
MECHANICAL		
ELECTRICAL		
INSTRUMENT		
PIPELINE		
DRAINAGE SYSTEM		
CIVIL/STRUCTURAL		
FIRE & SAFETY		

CLIENT APPROVAL
DATE:

CONTRACTOR APPROVAL
DATE:

CLIENT
PT CHEVRON PACIFIC INDONESIA

CONTRACTOR

SCAFFOLDING PLAN BREN LINE PIPE 4
TEMPORARY LOCATION.OGS 05 HOOU

SIZE	SCALE	DRAWING No.	SHT No.	REV.
A3	AS SHOWN		1 OF 1	1

NO	DESCRIPTION	JOB USE	Lengt	Width	Height	QTAL (MT)	DURAS / DAY	TOTAL MT
1.	SCAFFOLDING 1 SPOT		2	2	3	12		

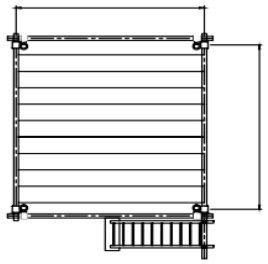

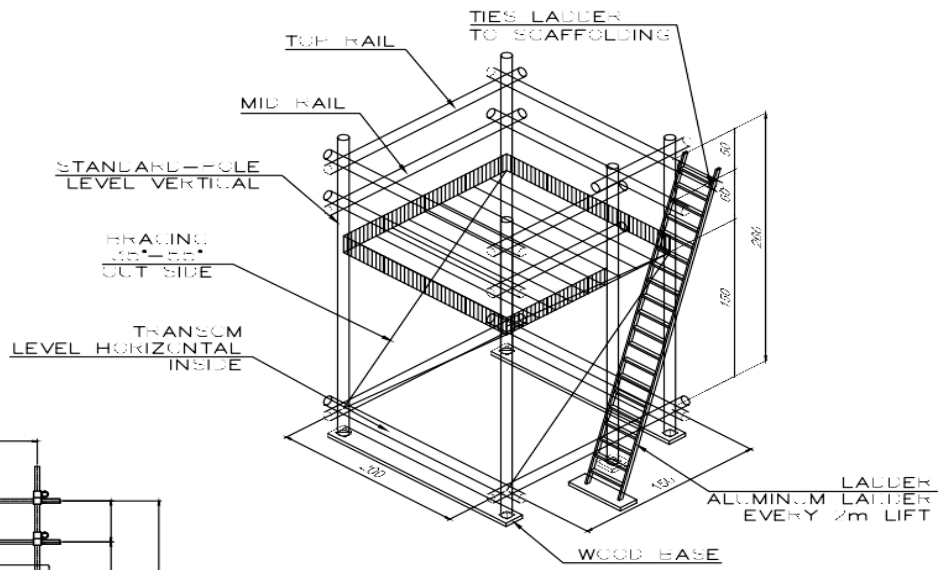

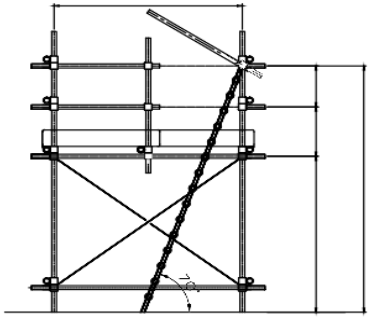

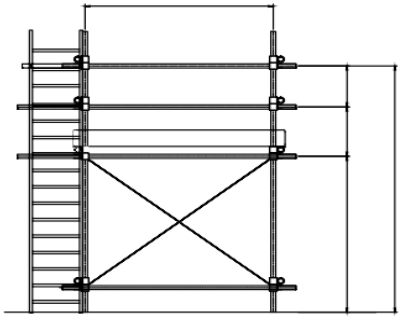

PREPARED BY SMBR HES SMBR CS CPI CORREP

DATE : DATE : DATE : DATE :

NOTES :
1. ALL DIMENSIONS ARE IN MILLIMETERS UNLESS NOTED OTHERWISE.
2. TO BE ADJUSTED IN FIELD FOR EQUAL GRADE ELEVATION

REFERENCE DWG NO DESCRIPTION

REV	BY	DATE	DESCRIPTION	DRFT'D	CHK'D	APR'D
				AFD	FEB	

ENGINEERING APPROVAL

	BY	DATE
PROCESS		
MECHANICAL		
ELECTRICAL		
INSTRUMENT		
PIPELINE		
SUBSEA SYSTEM		
CIVIL/STRUCTURAL		
FIRE & SAFETY		

CLIENT APPROVAL
DATE:

CONTRACTOR APPROVAL
DATE:

CLIENT
PT CHEVRON PACIFIC INDONESIA

CONTRACTOR

SCAFFOLDING PLAN BREN LINE PIPE 4"
TEMPORARY. LOCATION.CGS 05 HCOJ

SIZE	SCALE	DRAWING No.	SHT No.	REV.
A3	AS SHOWN		1 OF 1	1

NO	DESCRIPTION	QUE USE	Lengt	Widt	Height	TOTAL (MT)	DURAS / DAY	TOTAL M.H
1.	SCAFFOLDING 1 SPOT		2	2	3	12		

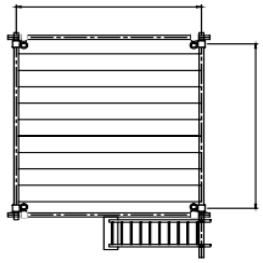

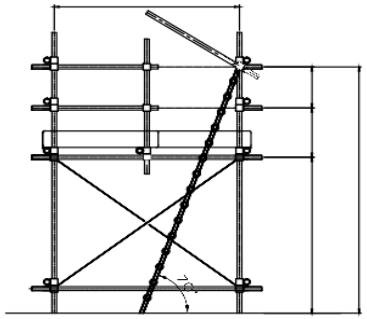

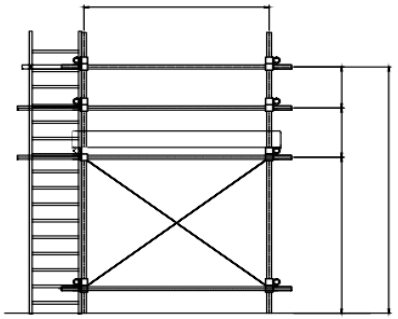

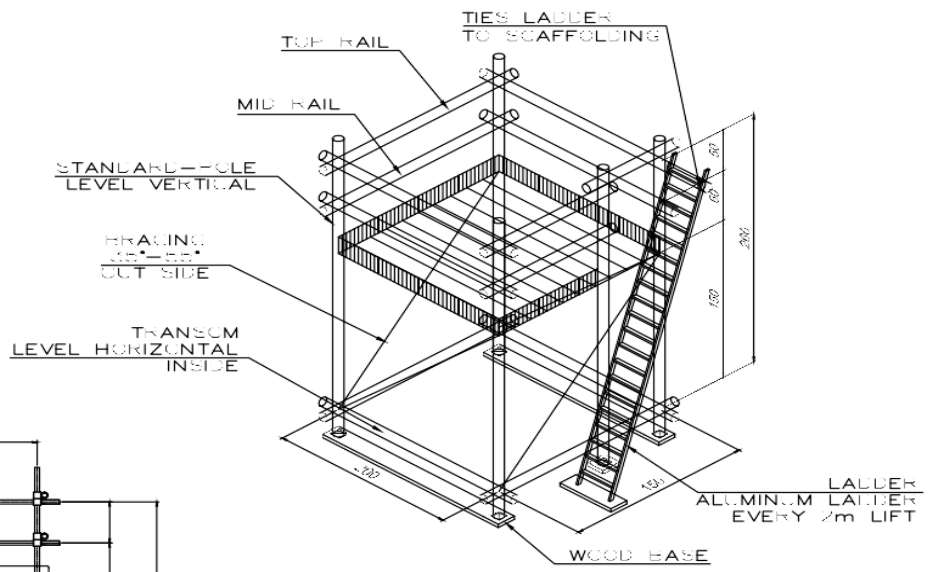

PREPARED BY SMBR HES SMBR CS CPI CORREP

DATE : DATE : DATE : DATE :

NOTES :
1. ALL DIMENSIONS ARE IN MILLIMETERS UNLESS NOTED OTHERWISE.
2. TO BE ADJUSTED IN FIELD FOR EQUAL GRADE ELEVATION

REFERENCE DWG NO DESCRIPTION

REV	BY	DATE	DESCRIPTION	DRFT'D	CHK'D	APR'D
				AFD	FEB	

ENGINEERING APPROVAL

	BY	DATE
PROCESS		
MECHANICAL		
ELECTRICAL		
INSTRUMENT		
PIPELINE		
SUBSEA SYSTEM		
CIVIL/STRUCTURAL		
FIRE & SAFETY		

CLIENT APPROVAL
DATE:

CONTRACTOR APPROVAL
DATE:

CLIENT
PT CHEVRON PACIFIC INDONESIA

CONTRACTOR

SCAFFOLDING PLAN BREN LINE PIPE 4"
TEMPORARY. LOCATION.CGS 05 HOOU

SIZE	SCALE	DRAWING No.	SHT No.	REV.
A3	AS SHOWN		1 OF 1	1

BI WEEKLY REPORT 2 MINGGU KE DUA

NAMA : **NUGROHO EKI SETIA**
KEGIATAN : **MAHASISWA MAGANG POLITEKNIK NEGERI BENGKALIS**
TEMPAT MAGANG : **PT. WAHANAKARSA SWANDIRI**
LOKASI : **JL. NUSA INDAH NO. 14, MANDAU, BENGKALIS**

PERTEMUAN	HARI	TANGGAL	URAIAN KEGIATAN	PEMBERI TUGAS	PARAF	HASIL KERJA
11	SENIN	13/7/2020	*TIDAK ADA TUGAS DARI MENTOR.*			
12	SELASA	14/7/2020	*a. Drawing scaffolding walk way*	*M. AFDILLAH*		WAC-E02-81-00
			Judul : HOOU, ukuran P=6M L=1.5M T=3M			
13	RABU	15/7/2020	*Drawing Scaffolding*	*M. AFDILLAH*		WAC-E02-81-00
			Judul: 1. Scaffolding retaining wall COG GS 04			
			Minas (asap) ukuran P=31M L=1.2M T=3M			
			2. Scaffolding COG GS 04 Minas			WAC-E02-81-00
			ukuran P=4.5M L=3M T=3M			
			3. Scaffolding KO Drum GS 04 Minas			WAC-E02-81-00
			ukuran P= 4M L=3M T=3M			
14	KAMIS	16/7/2020	*Revisi gambar taggal 15 hari Rabu.*	*M. AFDILLAH*		~
15	JUMAT	17/7/2020	*Membuat MTO Pondasi dan shelter MRS*	*AYAT TOHIRIN*		GD3472-EN-Dwg-5-003
16	SENIN	20/7/2020	*1. Membuat Scaffolding Plan Install webing,*	*M.AFDILLAH*		WAC-E02-81-00
			AWT 6 SE Location.AWT 6 SE			
17	SELASA	21/7/2020	*Peerbaikan MTO pondasi dan shelter MRS*	*AYAT TOHIRIN*		GD3472-EN-Dwg-5-003
18	RABU	22/7/2020	*1. Gambar Scaffolding Plan for psv cgs 01 HOOU''*	*M.AFDILLAH*		WAC-E02-81-00
			Location, Minas P=4m, L=2m, T=6m.			
19	KAMIS	23/7/2020	*Gambar scaffoldingTie in pipa 24 inch" ukuran*	*M.AFDILLAH*		WAC-E02-81-00
			P=4m, L=2m, T=3,5m			
20	JUMAT	24/7/2020	*1.Memperbaiki gambar boundari*	*M.AFDILLAH*		WAC-E02-81-00
			2.Gambar Scafollding Tie in pipa 24 inch"			

Dibuat Oleh,

Nugroho Eki Setia
Mahasiswa Magang Politeknik Negeri Bengkalis

Diketahui Oleh,

Ayat Tohirin
Engineering Manager PT. WKS

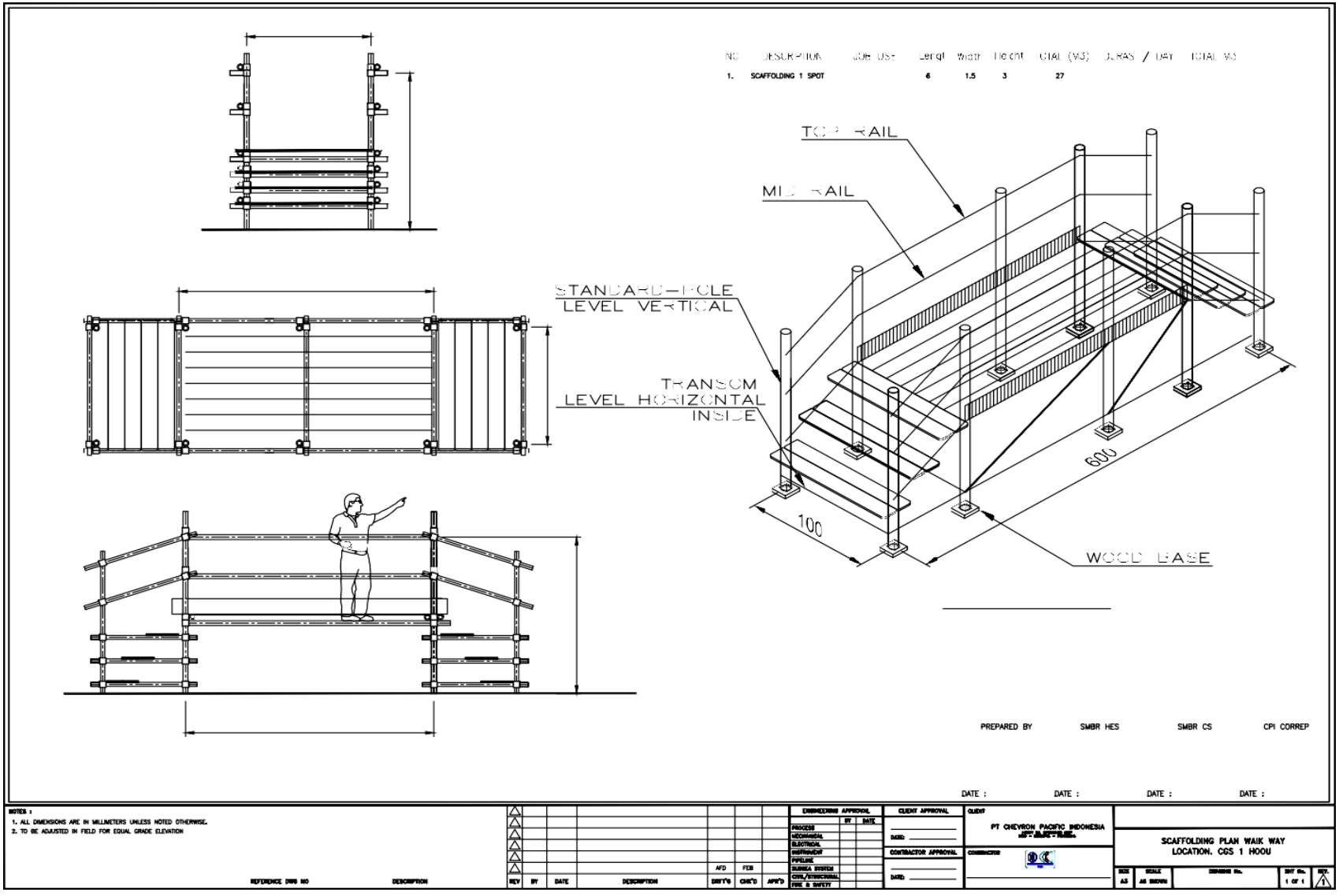
NO DESCRIPTION JOB USE Lengt Width Height QTAL (M3) HOURS / DAY TOTAL M3
1. SCAFFOLDING 1 SPOT 6 1.5 3 27
TOP RAIL
MID RAIL
STANDARD—POLE
LEVEL VERTICAL
TRANSOM
LEVEL HORIZONTAL
INSIDE
600
100
WOOD BASE
PREPARED BY
SMBR HES
SMBR CS
CPI CORREP
DATE :
DATE :
DATE :
DATE :
NOTES :
1. ALL DIMENSIONS ARE IN MILLIMETERS UNLESS NOTED OTHERWISE.
2. TO BE ADJUSTED IN FIELD FOR EQUAL GRADE ELEVATION
REFERENCE DWG NO
DESCRIPTION
REV
BY
DATE
DESCRIPTION
DRN'D
CHK'D
APR'D
ENGINEERING APPROVAL
PROCESS
MECHANICAL
ELECTRICAL
INSTRUMENT
PIPELINE
RUBICA SYSTEM
CIVIL/STRUCTURAL
FIRE & SAFETY
CLIENT APPROVAL
CONTRACTOR APPROVAL
CLIENT
PT CHEVRON PACIFIC INDONESIA
CONTRACTOR
SCAFFOLDING PLAN WAIK WAY
LOCATION. CGS 1 HOOU
SIZE
A3
SCALE
AS SHOWN
DRAWING No.
SHT No.
1 OF 1
REV.
1

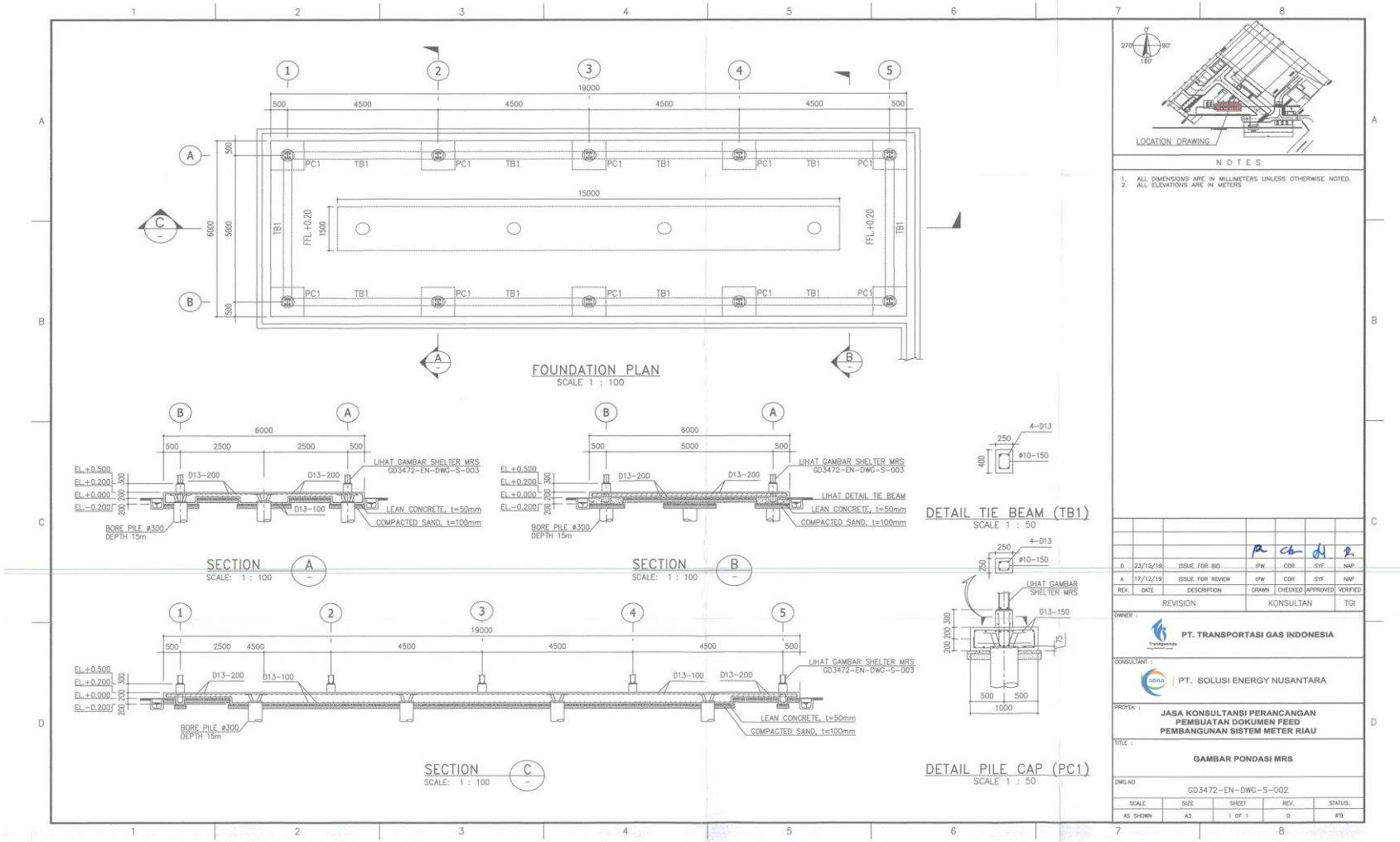
FOUNDATION PLAN
SCALE 1 : 100
SECTION A
SCALE: 1 : 100
SECTION B
SCALE: 1 : 100
SECTION C
SCALE: 1 : 100
DETAIL TIE BEAM (TB1)
SCALE 1 : 50
DETAIL PILE CAP (PC1)
SCALE 1 : 50
LOCATION DRAWING
NOTES
1. ALL DIMENSIONS ARE IN MILLIMETERS UNLESS OTHERWISE NOTED.
2. ALL ELEVATIONS ARE IN METERS
PT. TRANSPORTASI GAS INDONESIA
PT. SOLUSI ENERGY NUSANTARA
JASA KONSULTANSI PERANCANGAN
PEMBUATAN DOKUMEN FEED
PEMBANGUNAN SISTEM METER RIAU
GAMBAR PONDASI MRS
GD3472-EN-DWG-S-002

MTO PONDASI DAN SHALTER MRS

B.	PONDASI MRS, GD3472-EN-DWGS-002 Rev. 0 IFB										
NO.	Item Description	Specification	Unit	p	l	h	nos	QTY	Satuan	QTY	Satuan
1	BORE PILE	ø300-15 m	m'	15,00			14,00	210,00	m'	210,00	m'
2	SOIL EXCAVATION		m3	19,00	6,00	0,10		14,00	m3	11,40	m3
3	COMPACTED SAND									13,09	m3
	COMPACTED SAND a		m3	1,10	1,10	0,10	14,00	1,69	m3		
	COMPACTED SAND b		m3	19,00	6,00	0,10		11,40	m3		
4	LEAN CONCRETE	fc' 13.6 Mpa								6,55	m3
	LEAN CONCRETE a		m3	1,10	1,10	0,05	14,00	0,85	m3		
	LEAN CONCRETE b		m3	19,00	6,00	0,05		5,70	m3		
5	BEKISTING		m2	52,00	0,25	0,4		13,00	m2	13,00	m2
6	REINFORCED CONCRETE	fc' 30 Mpa	m3	19,00	6,00	0,20		22,80	m3	22,80	m3
	concrete footing (pc1)		m3	1,00	1,00	0,40		14,00	m3	5,60	m3
	concrete pedestail (pc1)		m3	0,25	0,25	0,30		14,00	m3	0,26	m3
7	TB 1									19,25	m3
	footing		m3	1,00	1,00	0,40	14,00	5,60	m3		
	pedestail		m3	0,25	0,25	0,30	14,00	0,26	m3		
8	REBAR D 13		m'					492,00	m'	511,68	kg
	TB 1		m'	52,00			4,00	208,00	m'		
	pc 1		m'	1,00			13,40	134,00	m'		
9	REBAR ø 10		m'					364,00	m'	378,56	kg
	TB 1		m'	0,90			346,67	312,00	m'		
	pc 1		m'	2,60			10,00	52,00	m'		
10	ANCHOR BOLT M18,40 mm LG		PCS				40,00	40	PCS		PCS
11	GROUTING		M3	1,00	1,00	0,40	14,00	5,60	M3		M3
C.	SHALTER MRS, GD3472-EN-DWGS-003 Rev. 0 IFB										
1	plat 16 mm thks	ASTM A36	kg	2,00	2,00	0,16	10,00	6,40	kg	50,24	kg
2	plat 10 mm thks	ASTM A36	kg	2,00	2,00	0,10	10,00	24,00	kg	188,40	kg
3	HB 150X150X7X10	ASTM A36	m'			6,00	10,00	60,00	m'	1.890,00	kg
4	wf 250x125x6x9	ASTM A36	m	4,00			10,00	40,00	kg	1.184,00	kg
5	C 100x50x15x2	ASTM A36	m'	19,00			8,00	152,00	m'	2827,2	kg
6	L 60X60X5	ASTM A36	m'	6,00	6,00		2,00	72,00	m'	327,60	kg
7	REBAR ø16	ASTM A36	m'	6,00			10,00	60,00	m'	94,68	kg
8	trun bukle16 mm	ASTM A36	pcs				8,00	8,00	pcs	8,00	pcs
9	roof zincalum 0,7 mm		m2	19,00	7,00		1,00	133,00	m2	133,00	m2
10	checkeret plate		m2	5,00	3,00		2,00	30,00	m2	15,00	m2
11	gutter		m'	19,00	0,53		2,00	20,14	m2	40,28	m2
12	down spot		pcs				18,00	18,00	pcs	18,00	pcs
13	bracket for pipa pvc 3"		m'				30,00	30,00	pcs	30	pcs
14	PVC ø 3"		m2	6,79			10,00	67,9	m2	67,90	m2
15	Elbow PVC 3"		pcs				40,00	40,00	PCS	40,00	PCS

NO	DESCRIPTION	JOB USE	Lenght	Width	Height	TOTAL (M3)	DURAS / DAY	TOTAL MD
1.	SCAFFOLDING 1 SPOT		2	2	4	16		

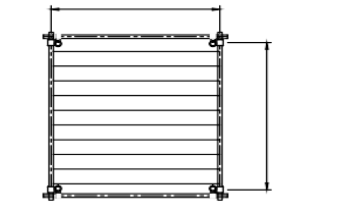

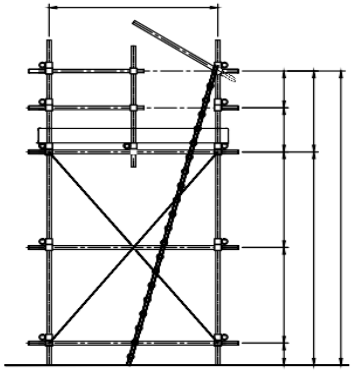

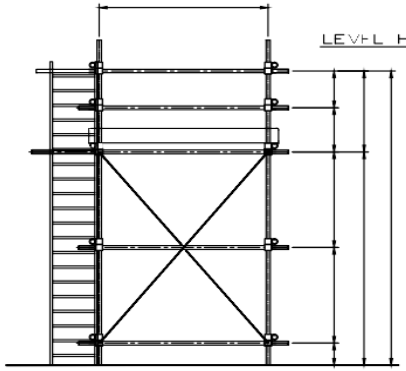

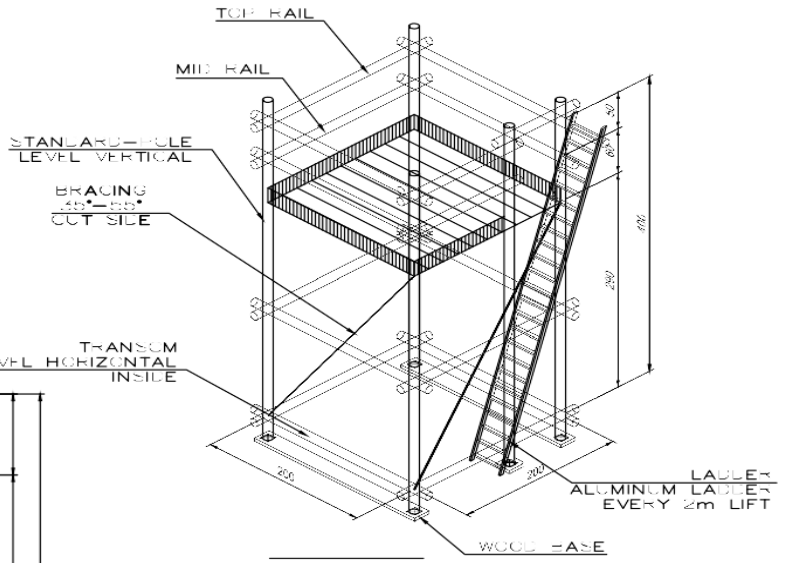

PREPARED BY SMBR HES SMBR CS CPI CORREP

DATE : DATE : DATE : DATE :

NOTES :
1. ALL DIMENSIONS ARE IN MILLIMETERS UNLESS NOTED OTHERWISE.
2. TO BE ADJUSTED IN FIELD FOR EQUAL GRADE ELEVATION

REFERENCE DWG NO DESCRIPTION

REV	BY	DATE	DESCRIPTION	AFD DSFT'S	FEB CHK'D	APR'D

ENGINEERING APPROVAL

	BY	DATE
PROCESS		
MECHANICAL		
ELECTRICAL		
INSTRUMENT		
PIPELINE		
DRAINAGE SYSTEM		
CIVIL/STRUCTURAL		
FIRE & SAFETY		

CLIENT APPROVAL
DATE:
CONTRACTOR APPROVAL
DATE:

CLIENT
PT CHEVRON PACIFIC INDONESIA
CONTRACTOR

SCAFFOLDING PLAN FOR INSTALL TEE PIPE 24"
FIN COLLET LOCATION AWP 6 SE

SIZE A3 | SCALE AS SHOWN | DRAWING No. | SHT No. 1 OF 1 | REV.

NO	DESCRIPTION	JOB USE	Lengt	Width	Height	TOTAL (M3)	JUMAS / DAY	TOTAL M3
1.	SCAFFOLDING 1 SPOT		4	2	6	48		

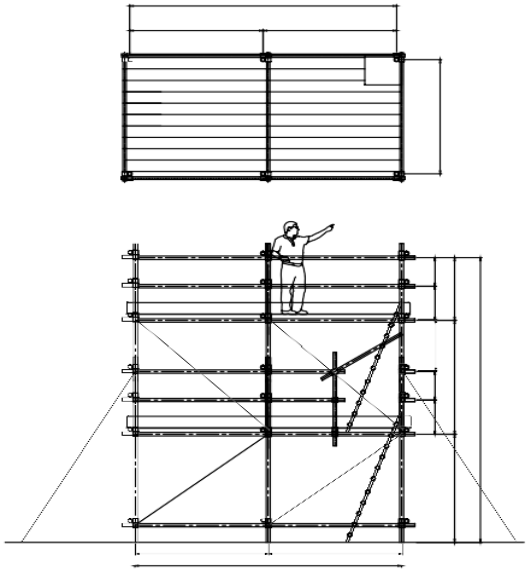

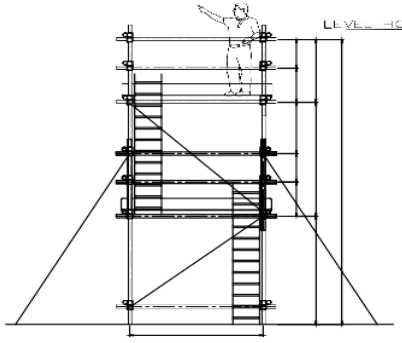

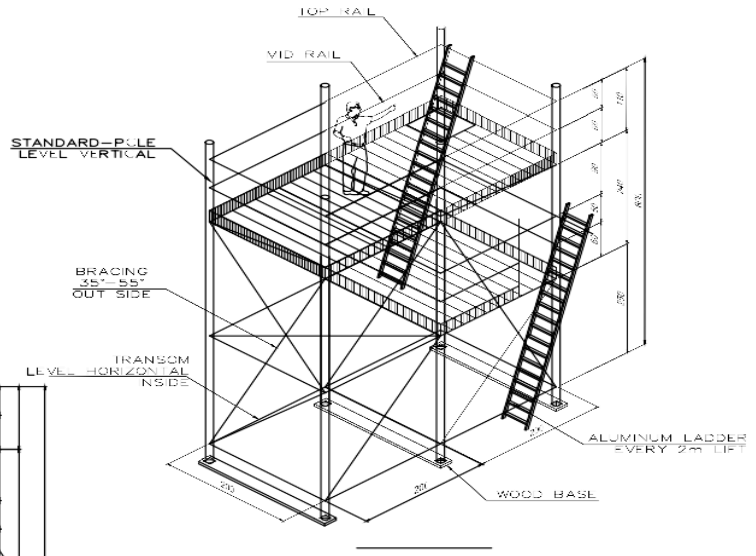

PREPARED BY SMBR HES SMBR CS CPI CORREP

DATE : DATE : DATE : DATE :

NOTES :
1. ALL DIMENSIONS ARE IN MILLIMETERS UNLESS NOTED OTHERWISE.
2. TO BE ADJUSTED IN FIELD FOR EQUAL GRADE ELEVATION

REFERENCE DWG NO DESCRIPTION

REV	BY	DATE	DESCRIPTION	AFD	FCB	APR'D
				DRFT'D	CHK'D	

ENGINEERING APPROVAL

	BY	DATE
PROCESS		
MECHANICAL		
ELECTRICAL		
INSTRUMENT		
PIPELINE		
SURVEY SYSTEM		
CIVIL/STRUCTURAL		
FIRE & SAFETY		

CLIENT APPROVAL
DATE:
CONTRACTOR APPROVAL
DATE:

CLIENT
PT CHEVRON PACIFIC INDONESIA
CONTRACTOR

SCAFFOLDING PLAN FOR PSV OBS OF HOOU LINE 4D–95 LOCATION: MINAS

SIZE	SCALE	DRAWING No.	SHT No.	REV
A3	AS SHOWN		1 OF 1	

NO	DESCRIPTION	JOB USE	Lengt	Width	Height	TOTAL (M2)	DURASI / DAY	TOTAL M3
1.	SCAFFOLDING 1 SPOT					17544.0435		

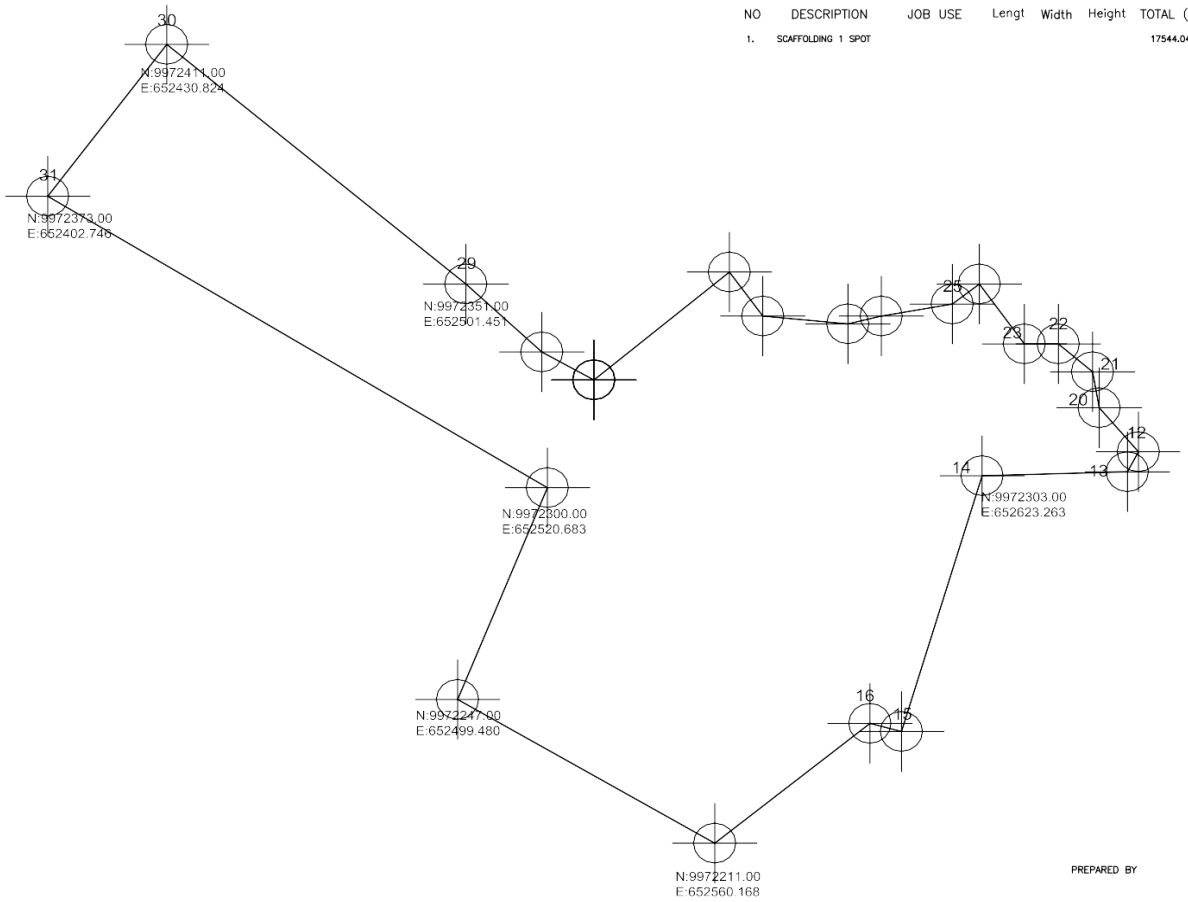

PREPARED BY SMBR HES SMBR CS CPI CORREP

DATE : DATE : DATE : DATE :

NOTES :
1. ALL DIMENSIONS ARE IN MILLIMETERS UNLESS NOTED OTHERWISE.
2. TO BE ADJUSTED IN FIELD FOR EQUAL GRADE ELEVATION

REFERENCE DWG NO	DESCRIPTION

REV	BY	DATE	DESCRIPTION

	AFD	FEB
	DRFT'G	CHK'D	APR'D

ENGINEERING APPROVAL	BY	DATE
PROCESS		
MECHANICAL		
ELECTRICAL		
INSTRUMENT		
PIPEWORK		
SUBSEA SYSTEM		
CIVIL/STRUCTURAL		
FIRE & SAFETY		

CLIENT APPROVAL
DATE:

CONTRACTOR APPROVAL
DATE:

CLIENT
PT CHEVRON PACIFIC INDONESIA

CONTRACTOR

DRAWING KOORDINAT BOUNDARI

SIZE	SCALE	DRAWING No.	SHT No.	REV.
A3	AS SHOWN		1 OF 1	1

NO	DESCRIPTION	JOB USE	Lengt	Width	Height	TOTAL (M3)	DURASI / DAY	TOTAL M3
1.	SCAFFOLDING 1 SPOT		4	2	3,5	28		

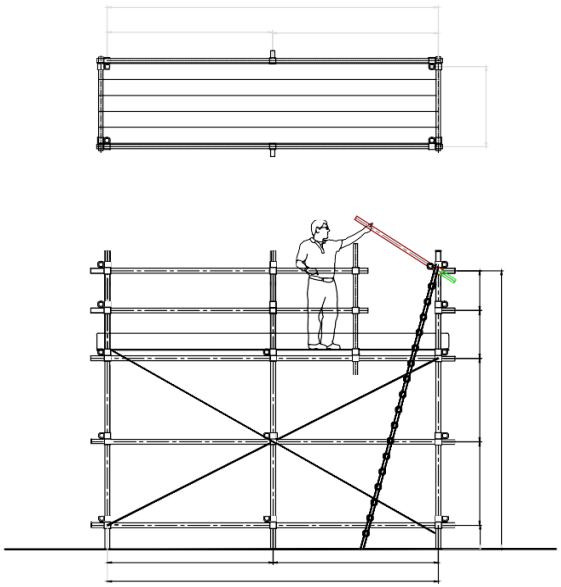

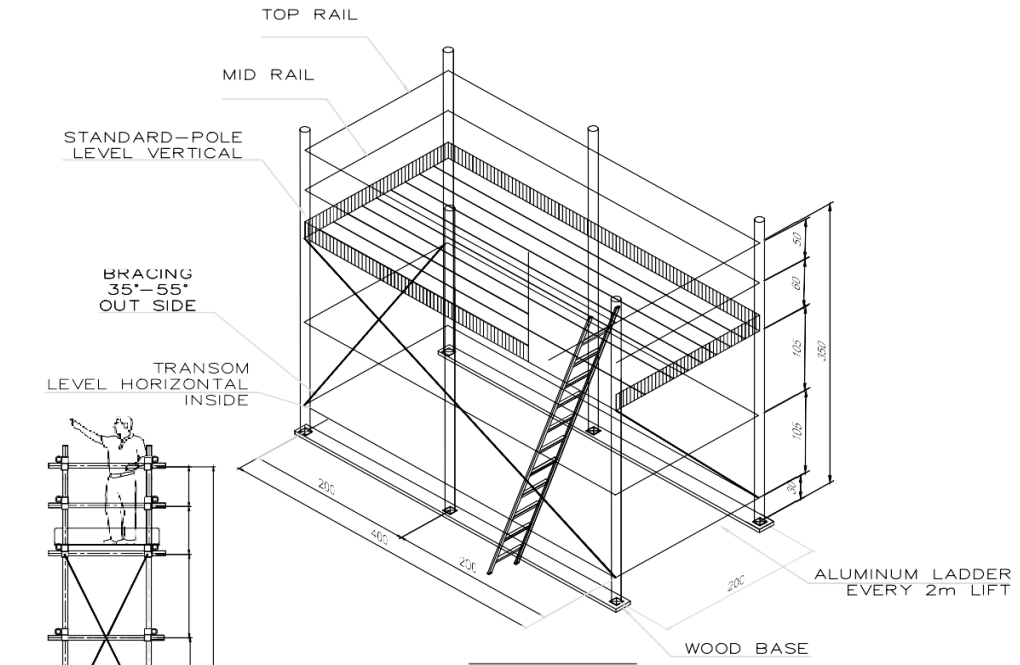

PREPARED BY SMBR HES SMBR CS CPI CORREP

DATE : DATE : DATE : DATE :

NOTES :
1. ALL DIMENSIONS ARE IN MILLIMETERS UNLESS NOTED OTHERWISE.
2. TO BE ADJUSTED IN FIELD FOR EQUAL GRADE ELEVATION

REFERENCE DWG NO	DESCRIPTION

REV	BY	DATE	DESCRIPTION	DRFT'G	CHK'D	APR'D
				AFD	FEB	

ENGINEERING APPROVAL

	BY	DATE
PROCESS		
MECHANICAL		
ELECTRICAL		
INSTRUMENT		
PIPELINE		
SUBSEA SYSTEM		
CIVIL/STRUCTURAL		
FIRE & SAFETY		

CLIENT APPROVAL
DATE:

CONTRACTOR APPROVAL
DATE:

CLIENT
PT CHEVRON PACIFIC INDONESIA

CONTRACTOR

SCAFFOLDING TIE IN PIPA 24 INCH"
LOCATION. GS MINAS 04

SIZE	SCALE	DRAWING No.	SHT No.	REV.
A3	AS SHOWN		1 OF 1	1

BI WEEKLY REPORT 2 MINGGU KE 3

NAMA : NUGROHO EKI SETIA
KEGIATAN : MAHASISWA MAGANG POLITEKNIK NEGERI BENGKALIS
TEMPAT MAGANG : PT. WAHANAKARSA SWANDIRI
LOKASI : JL. NUSA INDAH NO. 14, MANDAU, BENGKALIS

PERTEMUAN	HARI	TANGGAL	URAIAN KEGIATAN	PEMBERI TUGAS	PARAF	HASIL KERJA
21	SENIN	27/7/2020	*Tes Rapid ke rumah sakit.*	~	~	~
22	SELASA	28/7/2020	*Scaffolding plan repair flare stack pipe 6"*	*M.AFDILLAH*		WAC-E02-81-000
			gas line location. PHGS 6 SE			
23	RABU	29/7/2020	*1.Gambar isometric piping plan dwg.13*	*M.AFDILLAH*		DWG-IPLR-PP-CIV-IBU-0054-00
			2.Gambar isometric piping plan dwg.10			
24	KAMIS	30/7/2020	*1.Gambar isometric piping plan dwg.06*	*M.AFDILLAH*		DWG-IPLR-PP-CIV-IBU-0055-00
			2.Gambar isometric piping plan dwg.07			
25	SENIN	3/8/2020	*1.Gambar isometric piping plan dwg.04*	*M.AFDILLAH*		DWG-IPLR-PP-CIV-IBU-0056-00
26	SELASA	4/8/2020	*1.Gambar isometri piping plan dwg.14*	*M.AFDILLAH*		DWG-IPLR-PP-CIV-IBU-0057-00
			2.Gambar isometri piping plan dwg.15			
27	RABU	5/8/2020	*1.Gambar Scaffoldig walk way for hottap PHGS*	*M.AFDILLAH*		WAC-E02-81-000
			2.Melanjutkan gambar denah rumah.			
28	KAMIS	6/8/2020	*1. Melanjutkan kerjaan denah rumah.*	*M.AFDILLAH*		WAC-E02-81-000
			2.Gambar Scaffolding Plan for psv.Minas			
29	JUMAT	7/8/2020	~	~		
			~			

Dibuat Oleh,

Nugroho Eki Setia
Mahasiswa Magang Politeknik Negeri Bengkalis

Diketahui Oleh,

Ayat Tohirin
Engineering Manager PT. WKS

NO	DESCRIPTION	Job Use	Lengt	Width	Height	TOTAL (M3)	JOBS / DAY	TOTAL M3
1.	SCAFFOLDING 1 SPOT		4	3	2.5	30		

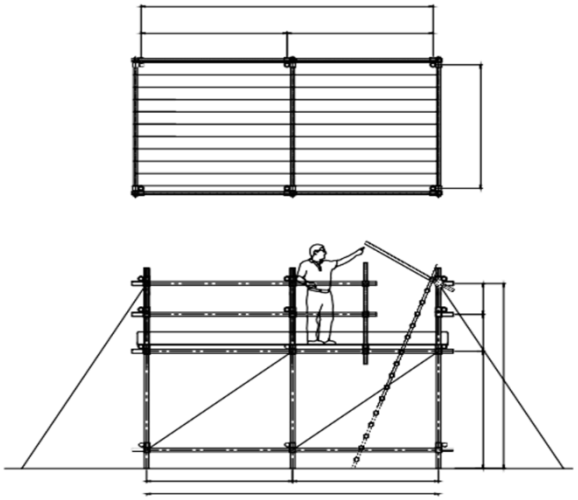

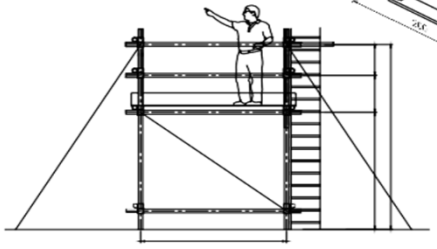

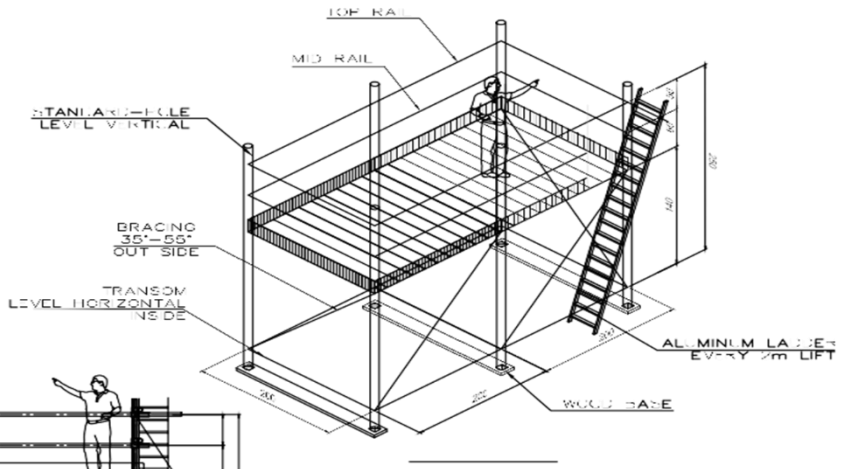

PREPARED BY SMBR HES SMBR CS CPI CORREP

DATE : DATE : DATE : DATE :

NOTES :
1. ALL DIMENSIONS ARE IN MILLIMETERS UNLESS NOTED OTHERWISE.
2. TO BE ADJUSTED IN FIELD FOR EQUAL GRADE ELEVATION

REFERENCE DWG NO DESCRIPTION

REV	BY	DATE	DESCRIPTION	AFD	CHK'D	APV'D

ENGINEERING APPROVAL

	BY	DATE
PROCESS		
MECHANICAL		
ELECTRICAL		
INSTRUMENT		
PIPELINE		
CIVIL/STRUCTURAL		
FIRE & SAFETY		

CLIENT APPROVAL
DATE:
CONTRACTOR APPROVAL
DATE:

CLIENT
PT CHEVRON PACIFIC INDONESIA
CONTRACTOR

SCAFFOLDING PLAN REPAIR FLARE STACK PIPE 6"
GAS LINE LOCATION. PHGS 6SE

SIZE	SCALE	DRAWING NO.	SHT NO.	REV.
A3	AS SHOWN		1 OF 2	1

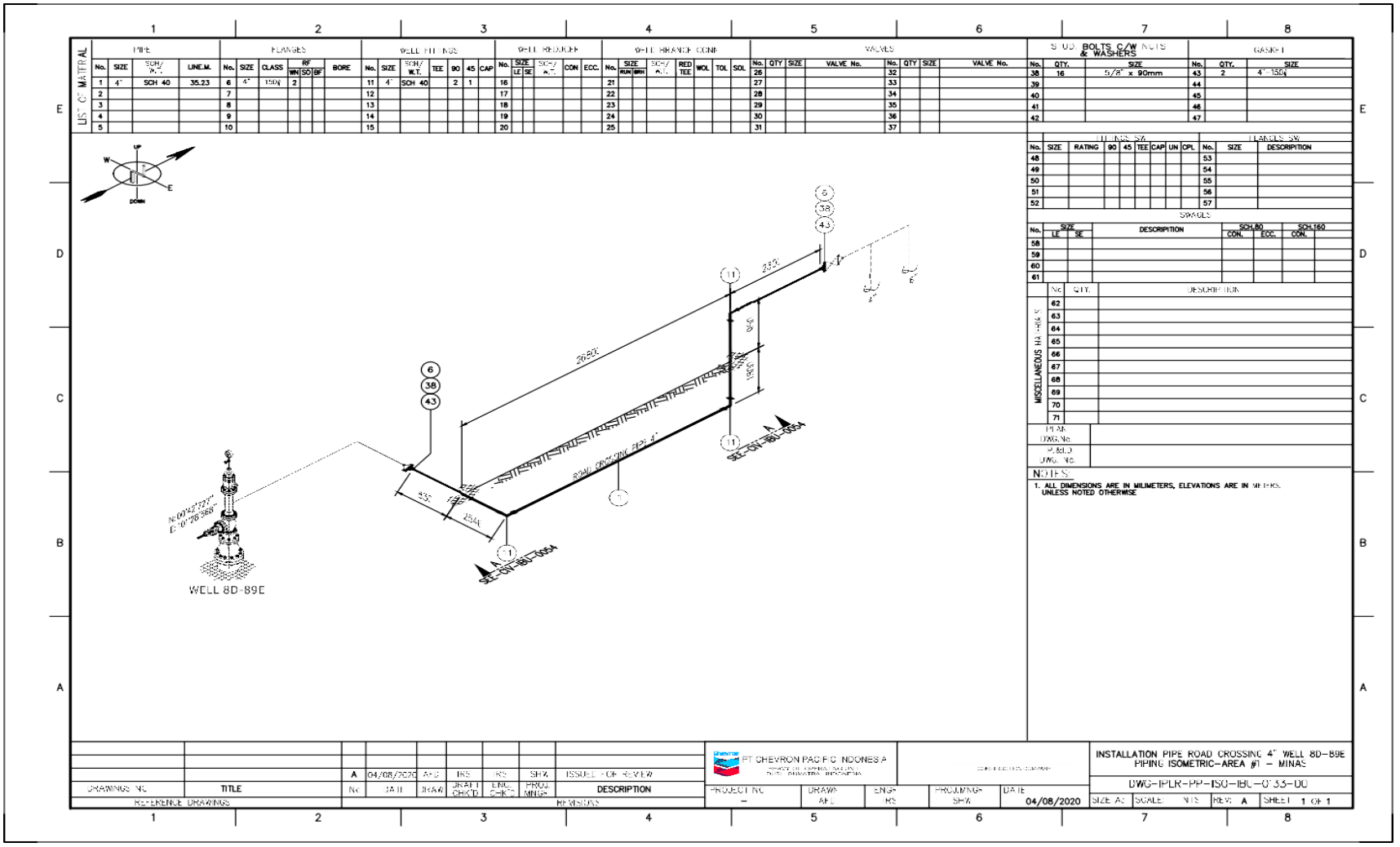
LIST OF MATERIAL
PIPE
FLANGES
WELD FITTINGS
WELD REDUCER
WELD BRANCH CONN
VALVES
STUD BOLTS C/W NUTS & WASHERS
GASKET
No. SIZE SCH/W.T. LINE.M.
No. SIZE CLASS RF WN SO BF BORE
No. SIZE SCH/W.T. TEE 90 45 CAP
No. SIZE LE SE SCH/W.T. CON ECC.
No. SIZE RUN BRH SCH/W.T. RED TEE WOL TOL SOL
No. QTY SIZE VALVE No.
No. QTY. SIZE
No. QTY. SIZE
1 4" SCH 40 35.23
6 4" 150# 2
11 4" SCH 40 2 1
16
21
26
32
38 16 5/8" x 90mm
43 2 4" 150#
WELL 8D-89E
N 00°43'27.27"
E 101°29'39.58"
2850
2334
1500
435
2544
SEE ISO-IBU-0004
SEE ISO-IBU-0004
UP
W
E
DOWN
FITTINGS SW
FLANGES SW
No. SIZE RATING 90 45 TEE CAP UN CPL
No. SIZE DESCRIPTION
48 53
49 54
50 55
51 56
52 57
SWAGES
No. SIZE LE SE DESCRIPTION SCH.80 CON. ECC. SCH.160 CON.
58
59
60
61
MISCELLANEOUS ITEMS
No. QTY. DESCRIPTION
62
63
64
65
66
67
68
69
70
71
PLAN DWG.No.
P&ID DWG. No.
NOTES:
1. ALL DIMENSIONS ARE IN MILIMETERS, ELEVATIONS ARE IN METERS. UNLESS NOTED OTHERWISE
DRAWINGS NO. TITLE
REFERENCE DRAWINGS
NO DATE DRAW DRAFT CHK'D ENG CHK'D PROJ MNGR DESCRIPTION
REVISIONS
A 04/08/2020 AFE IRS IRS SHW ISSUED FOR REVIEW
PT CHEVRON PACIFIC INDONESIA
PROJECT NO. –
DRAWN AFE
ENGR IRS
PROJ MNGR SHW
DATE 04/08/2020
INSTALLATION PIPE ROAD CROSSING 4" WELL 8D-89E PIPING ISOMETRIC-AREA #1 – MINAS
DWG-IPLR-PP-ISO-IBU-0035-00
SIZE A2 SCALE: NTS REV: A SHEET 1 OF 1

NO	DESCRIPTION	JOB USE	Length	Width	Height	TOTAL (M3)	JUMAS / DAY	TOTAL M3
1.	SCAFFOLDING 1 SPOT		4	2	6	48		

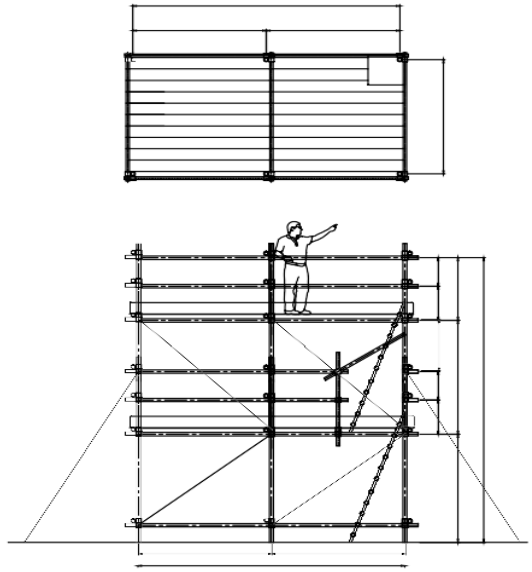

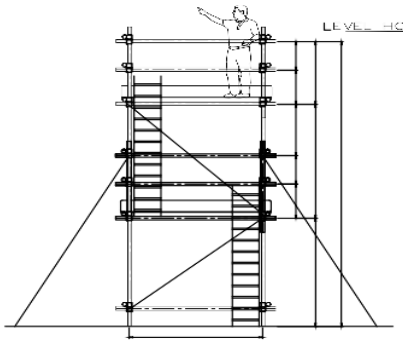

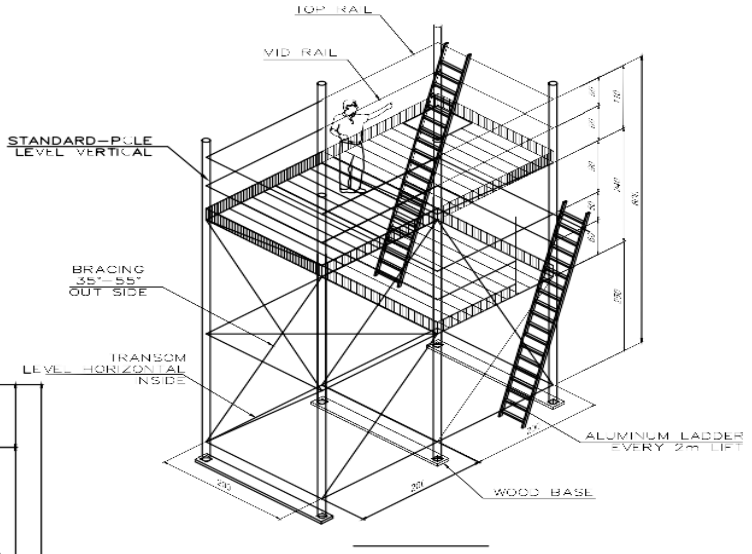

PREPARED BY SMBR HES SMBR CS CPI CORREP

DATE : DATE : DATE : DATE :

NOTES :
1. ALL DIMENSIONS ARE IN MILLIMETERS UNLESS NOTED OTHERWISE.
2. TO BE ADJUSTED IN FIELD FOR EQUAL GRADE ELEVATION

REFERENCE DWG NO DESCRIPTION

REV	BY	DATE	DESCRIPTION	AFD DWT'G	FEB CHK'D	APV'D
A						
B						
C						
D						
E						
F						

ENGINEERING APPROVAL

	BY	DATE
PROCESS		
MECHANICAL		
ELECTRICAL		
INSTRUMENT		
PIPELINE		
SUBSEA SYSTEM		
CIVIL/STRUCTURAL		
FIRE & SAFETY		

CLIENT APPROVAL
DATE:
CONTRACTOR APPROVAL
DATE:

CLIENT
PT CHEVRON PACIFIC INDONESIA

CONTRACTOR

SCAFFOLDING PLAN FOR PSV OBS OF HOOU LINE 4D–85 LOCATION, MINAS

SIZE A3 | SCALE AS SHOWN | DRAWING No. | SHT No. 1 OF 1 | REV. A

DOKUMETASI 2 MINGGU KE TIGA
(27 JULI 2020 S.D 7 AGUSTUS 2020)

SENIN 27-07-2020

RABU 29-07-2020



SELASA 28-07-2020



KAMIS 28-07-2020

BI WEEKLY REPORT 2 MINGGU KE 4

NAMA : NUGROHO EKI SETIA
KEGIATAN : MAHASISWA MAGANG POLITEKNIK NEGERI BENGKALIS
TEMPAT MAGANG : PT. WAHANAKARSA SWANDIRI
LOKASI : JL. NUSA INDAH NO. 14, MANDAU, BENGKALIS

PERTEMUAN	HARI	TANGGAL	URAIAN KEGIATAN	PEMBERI TUGAS	PARAF	HASIL KERJA
30	SENIN	10/8/2020	1.Menggambarkan Scaffolding plan bren line	M.AFDILLAH		WAC-E02-81-000
			pipe 4" temporary. Location.CGS 05 hoou.			
			2.melanjutkan Gambar denah rumah.			
31	SELASA	11/8/2020	1.Pengarahan/Pembelajaran dari manager	PAK AYAT		~
			engginering pak ayat"membentuk karakter atau			
			siap di lapangan pekerjaan".			
32	RABU	12/8/2020	1.Mengikuti Meeting bersama seluruh karyawan			~
			di kantor Engginerin.			
			2.Dikenali dengan seuruh projet pekerjaan.			
			contoh pekerjaan,Pemasangan pipa migas			
			Chevron.			
33	KAMIS	13/8/2020	1.Menghitung MTO tangga Darurat	M.AFDILLAH		MD-WILO-PTPN-55-22
34	SELASA	18/8/2020	1. Membuat gambar Isometric pipe Road	M.AFDILLAH		DWG-IPLR-PP-CIV-IBU-0099-00
			Crossing. Area #1 Minas.			
35	RABU	19/8/2020	1. Memisahkan Gambar Drawing Isometri	M.AFDILLAH		Dijadikan satu folder
			ke Outocad baru dan di jadikan satu folder			
			2.Gambar Drawing Isometri pipe Road			
			Crossing.			
36	JUMAT	21/8/2020	1. Scaffolding Plan WALK WAY	M.AFDILLAH		WAC-E02-81-000
			Location. BANGKO 01			
			2. Scafollding plan Install Spool 4''			WAC-E02-81-000
			9 NC HOOU WAC			

Dibuat Oleh,

Nugroho Eki Setia
Mahasiswa Magang Politeknik Negeri Bengkalis

Diketahui Oleh,

Ayat Tohirin
Engineering Manager PT. WKS

NO	DESCRIPTION	JOB USE	Lenght	Width	Height	TOTAL (M3)	DURASI / DAY	TOTAL M3
1.	SCAFFOLDING 1 SPOT		4	1	3	12		

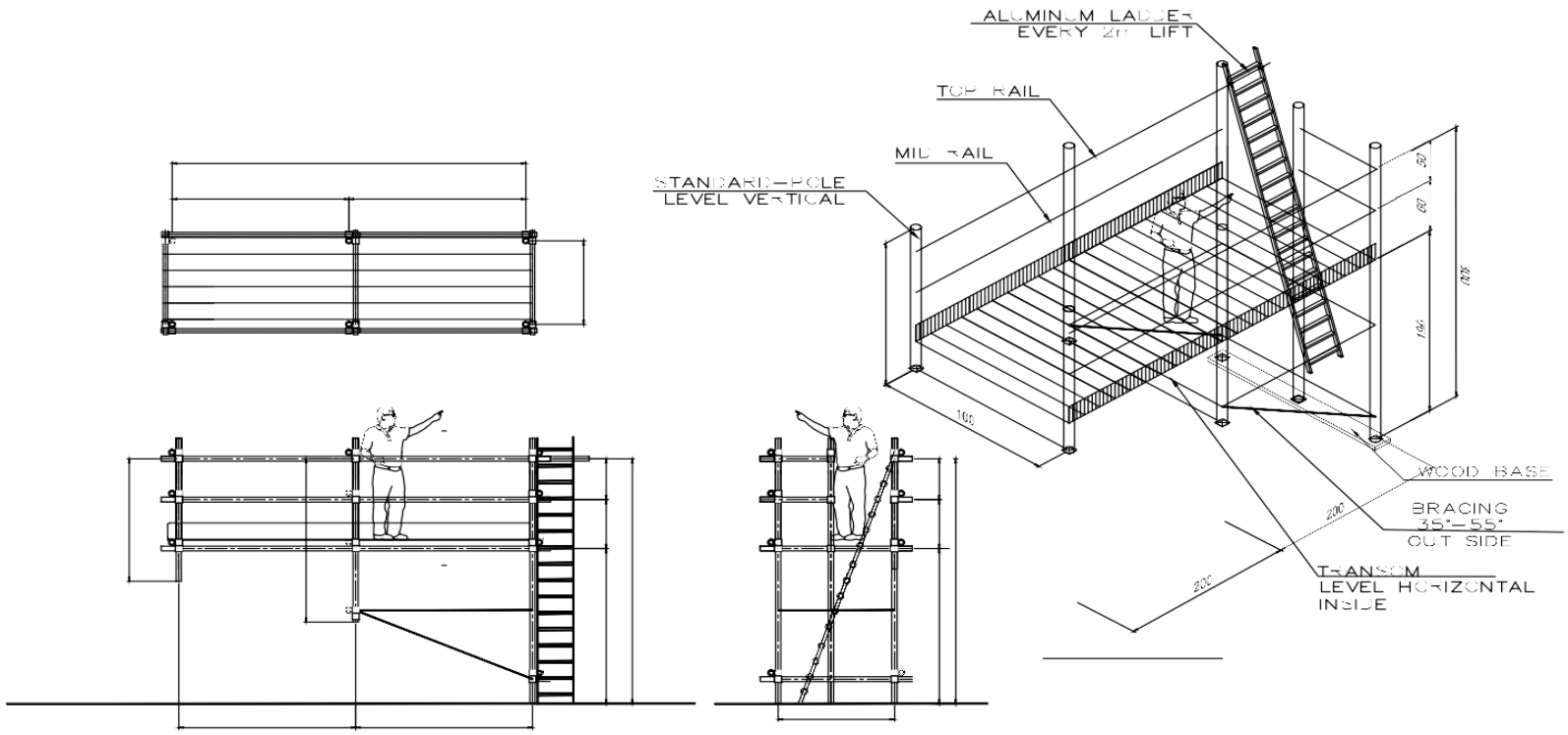

PREPARED BY SMBR HES SMBR CS CPI CORREP

DATE : DATE : DATE : DATE :

NOTES :
1. ALL DIMENSIONS ARE IN MILLIMETERS UNLESS NOTED OTHERWISE.
2. TO BE ADJUSTED IN FIELD FOR EQUAL GRADE ELEVATION

REFERENCE DWG NO DESCRIPTION

REV	BY	DATE	DESCRIPTION	DRFT'D	CHK'D	APR'D
				AFD	FEB	

ENGINEERING APPROVAL	BY	DATE
PROCESS		
MECHANICAL		
ELECTRICAL		
INSTRUMENT		
PIPELINE		
SUBSEA SYSTEM		
CIVIL/STRUCTURAL		
FIRE & SAFETY		

CLIENT APPROVAL
DATE:
CONTRACTOR APPROVAL
DATE:

CLIENT: PT CHEVRON PACIFIC INDONESIA
CONTRACTOR:

SCAFFOLDING PLAN WAIK WAY
LOCATION: BANGKO 01

SIZE	SCALE	DRAWING No.	SHT No.	REV.
A3	AS SHOWN		1 OF 1	1

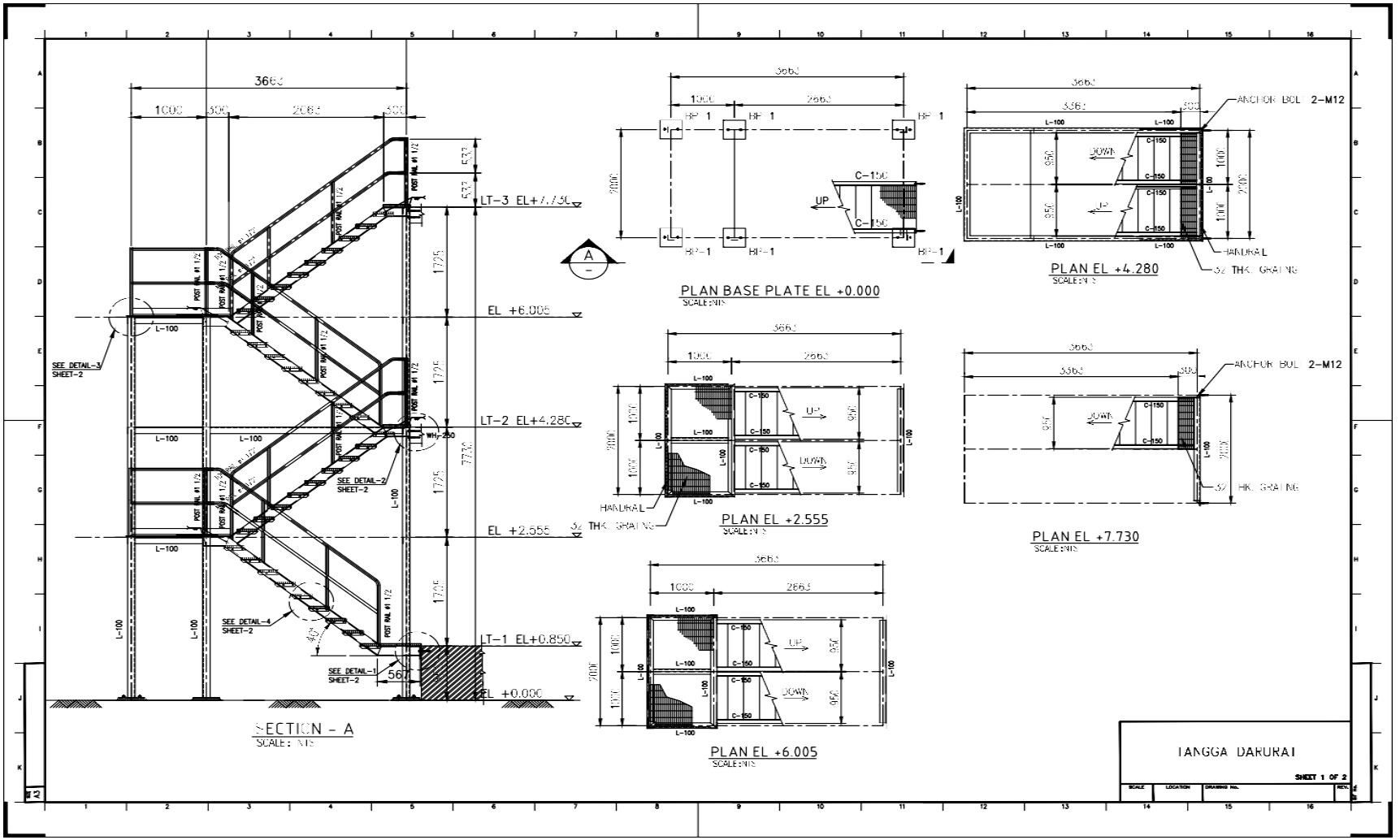
SECTION - A
SCALE : NTS
PLAN BASE PLATE EL +0.000
SCALE:NTS
PLAN EL +4.280
SCALE:NTS
PLAN EL +2.555
SCALE:NTS
PLAN EL +7.730
SCALE:NTS
PLAN EL +6.005
SCALE:NTS
LT-3 EL+7.730
EL +6.005
LT-2 EL+4.280
EL +2.555
LT-1 EL+0.850
EL +0.000
SEE DETAIL-3 SHEET-2
SEE DETAIL-2 SHEET-2
SEE DETAIL-4 SHEET-2
SEE DETAIL-1 SHEET-2
ANCHOR BOLT 2-M12
HANDRAIL
32 THK. GRATING
UP
DOWN
TANGGA DARURAT
SHEET 1 OF 2

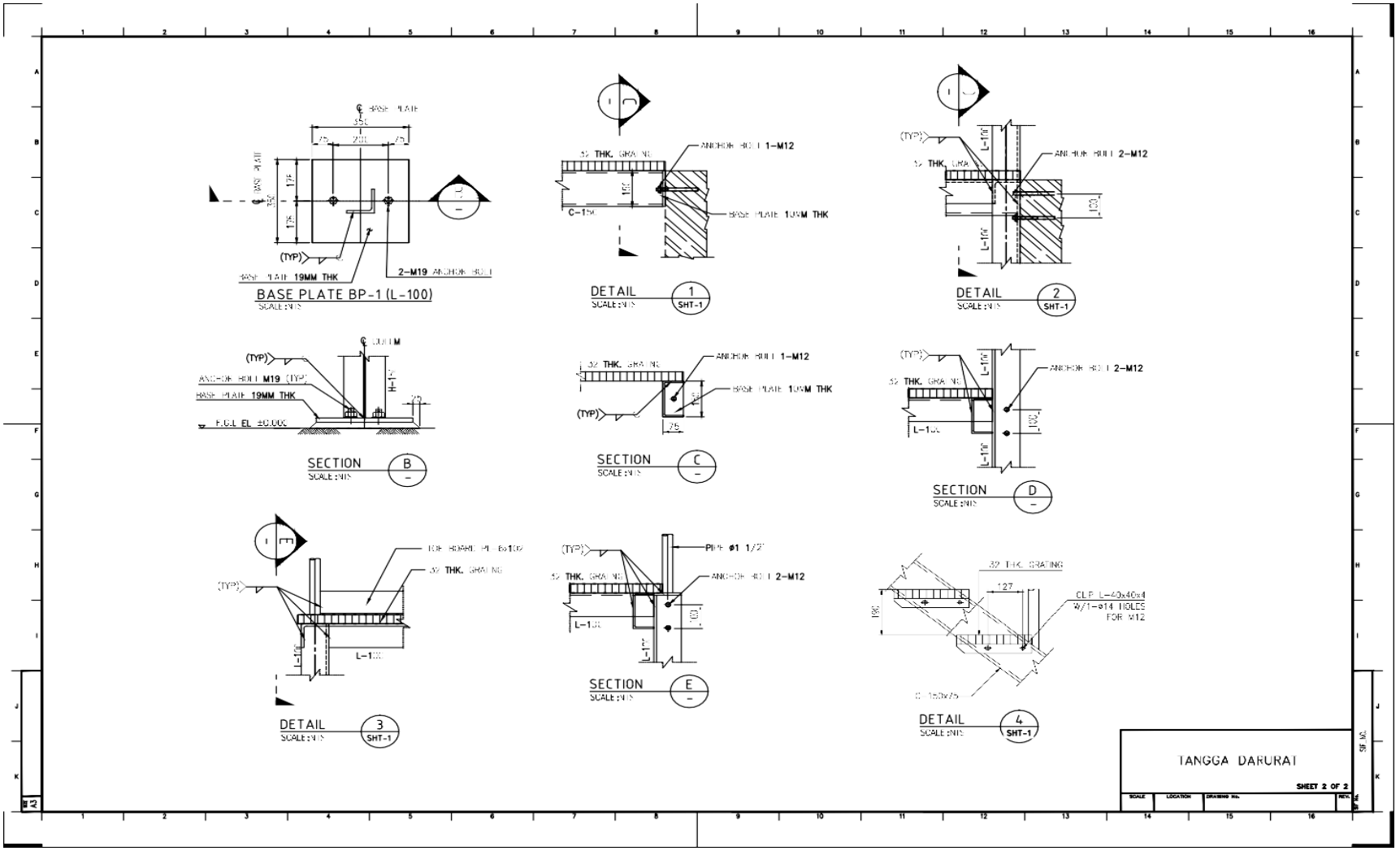
BASE PLATE BP-1 (L-100)
SCALE : NTS
2–M19 ANCHOR BOLT
BASE PLATE 19MM THK
(TYP)
DETAIL 1 SHT-1
ANCHOR BOLT 1–M12
BASE PLATE 10MM THK
DETAIL 2 SHT-1
ANCHOR BOLT 2–M12
SECTION B
ANCHOR BOLT M19 (TYP)
SECTION C
SECTION D
SECTION E
PIPE ø1 1/2"
DETAIL 3 SHT-1
DETAIL 4 SHT-1
TANGGA DARURAT
SHEET 2 OF 2

MATERIAL TAKE OFF - MTO

NO	DESCRIPTION	SPECIFICATION	UNIT	QTY	UNIT	QTY
1	L-100X100X10mm	ASTM A36 - 6M LG.	M	73,26	Kg	1107,69
2	C-150X75X6.5mm	ASTM A36 - 6M LG.	M	30,92	Kg	577,28
3	Steel Pipe dia.1-1/2" Sch.40	ASTM A36 - 6M LG.	M	98,87	Kg	405,38
4	Graitng 32mm	ASTM A569 (4'-0"X8'-0")	M2	16,687	Kg	717,54
5	Toeboard plate 6mm	ASTM A36 (4'-0"X8'-0")	M2	5,61	Kg	264,47
6	Dyna Bolt M12	ASTM A326	Ea	144	Ea	144
7	L-40X40X4mm	ASTM A36 - 6M LG.	M	4,57	Kg	11,06
8	Dyna Bolt M19	ASTM A327	Ea	12	Ea	12
9	Dyna Bolt M12	ASTM A327	Ea	10	Ea	10
10	Base plate 10mm thk	ASTM A36 (4'-0"X8'-0")	M2	0,74	Kg	57,77
11	plate 6mm thk	ASTM A36 (4'-0"X8'-0")	M2	0,023	Kg	1,06

NO	DESCRIPTION	JOB USE	Lenght	Width	Height	TOTAL (M3)	DURASI / DAY	TOTAL M3
1.	SCAFFOLDING 1 SPOT		4	1	3	12		

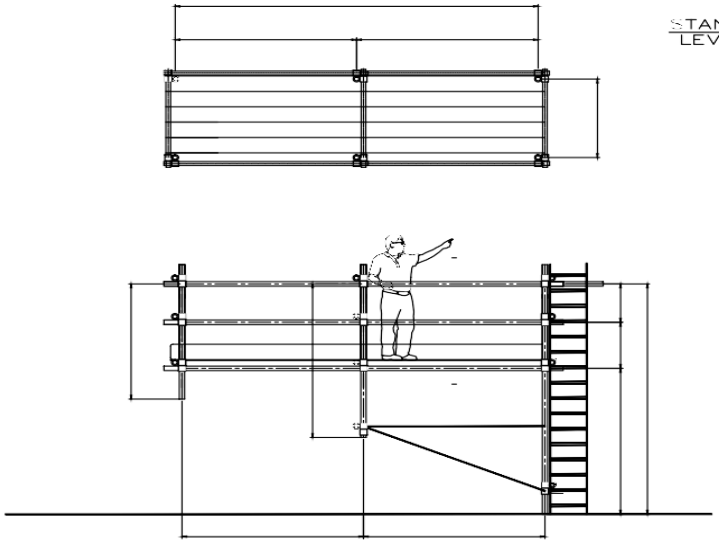

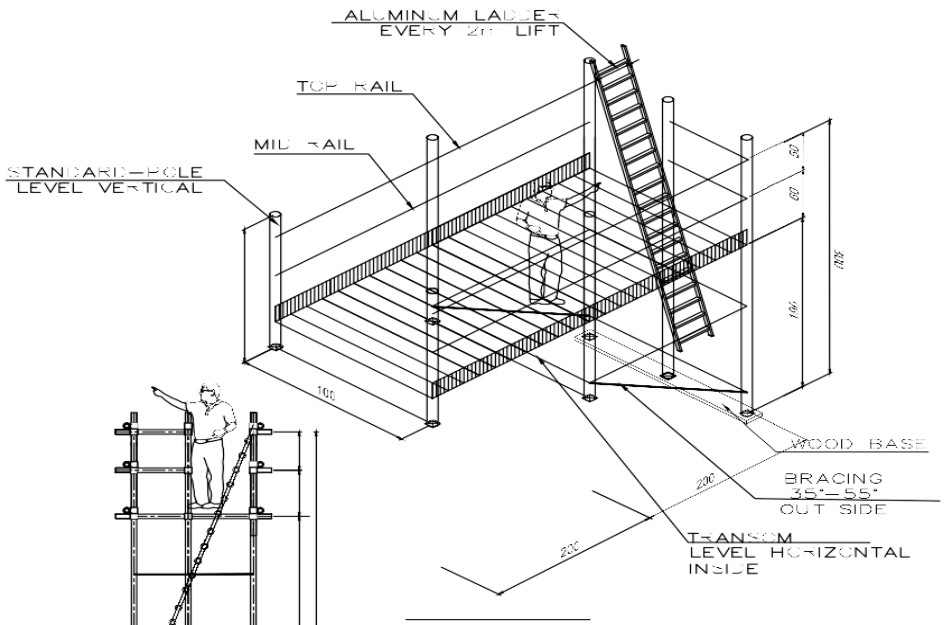

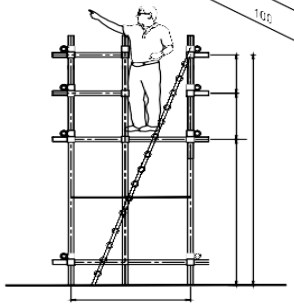

PREPARED BY SMBR HES SMBR CS CPI CORREP

DATE : DATE : DATE : DATE :

NOTES :
1. ALL DIMENSIONS ARE IN MILLIMETERS UNLESS NOTED OTHERWISE.
2. TO BE ADJUSTED IN FIELD FOR EQUAL GRADE ELEVATION

REFERENCE DWG NO DESCRIPTION

REV	BY	DATE	DESCRIPTION	DRW'D	CHK'D	APR'D
				AFD	FEB	

ENGINEERING APPROVAL

	BY	DATE
PROCESS		
MECHANICAL		
ELECTRICAL		
INSTRUMENT		
PIPELINE		
SUBSEA SYSTEM		
CIVIL/STRUCTURAL		
FIRE & SAFETY		

CLIENT APPROVAL
DATE:
CONTRACTOR APPROVAL
DATE:

CLIENT: PT CHEVRON PACIFIC INDONESIA
CONTRACTOR: [redacted]

SCAFFOLDING PLAN WALK WAY
LOCATION BANGKO **01**

SIZE	SCALE	DRAWING No.	SHT No.	REV.
A3	AS SHOWN		1 OF 1	1

NO.	DESCRIPTION	JOB USE	Length	Width	HEIGHT	TOTAL (M2)	NUMBER / DAY	TOTAL M2
1.	SCAFFOLDING 1 SPOT		4	1	3	12		

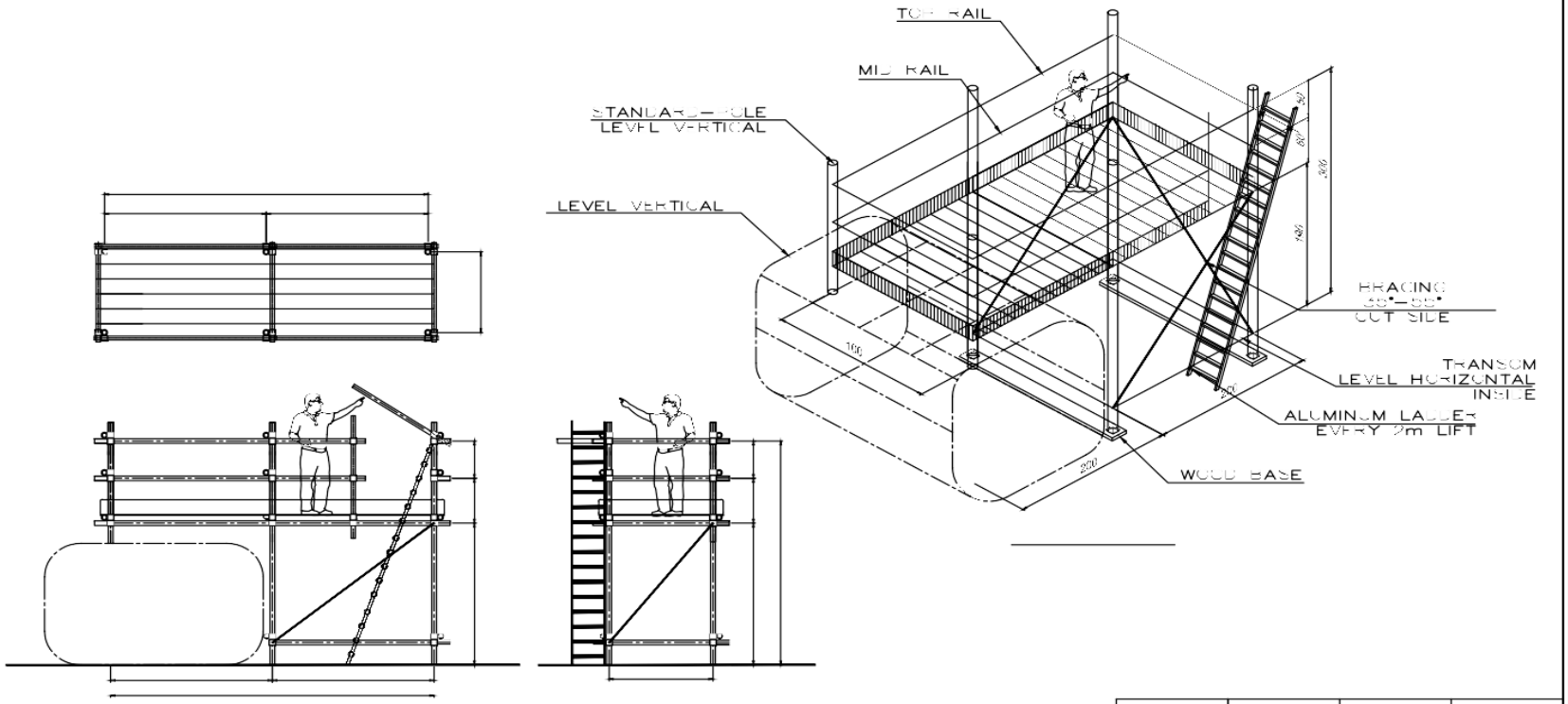

PREPARED BY	SMBR HES	SMBR CS	CPI CORREP
DATE :	DATE :	DATE :	DATE :

NOTES :
1. ALL DIMENSIONS ARE IN MILLIMETERS UNLESS NOTED OTHERWISE.
2. TO BE ADJUSTED IN FIELD FOR EQUAL GRADE ELEVATION

REFERENCE DWG NO	DESCRIPTION

REV	BY	DATE	DESCRIPTION	DRFT'D	CHK'D	APR'D
				AFD	FEB	

ENGINEERING APPROVAL	BY	DATE
PROCESS		
MECHANICAL		
ELECTRICAL		
INSTRUMENT		
PIPELINE		
SUBSEA SYSTEM		
CIVIL/STRUCTURAL		
FIRE & SAFETY		

CLIENT APPROVAL
DATE:
CONTRACTOR APPROVAL
DATE:

CLIENT
PT CHEVRON PACIFIC INDONESIA
CONTRACTOR

SCAFFOLDING PLAN INSTALL SPOOL 4"
9 NC HOOU WAC

SIZE	SCALE	DRAWING No.	SHT No.	REV.
A3	AS SHOWN		1 OF 1	1

DOKUMETASI 2 MINGGU KE EMPAT
(10 AGUSTUS 2020 S.D 21 AGUSTUS 2020)



SENIN 10-08-2020



SELASA 11-08-2020

RABU 12-08-2020



KAMIS 13-08-2020

SELASA 18-08-2020



KAMIS 19-08-2020

JUMAT 21-08-2020

W WEEKLY REPORT MINGGU TERAKHIR

NAMA : NUGROHO EKI SETIA
KEGIATAN : MAHASISWA MAGANG POLITEKNIK NEGERI BENGKALIS
TEMPAT MAGANG : PT. WAHANAKARSA SWANDIRI
LOKASI : JL. NUSA INDAH NO. 14, MANDAU, BENGKALIS

PERTEMUAN	HARI	TANGGAL	URAIAN KEGIATAN	PEMBERI TUGAS	PARAF	HASIL KERJA
37	SENIN	24/8/2020	1. Memisahkan gambar yang ada di Outocad menjadi satuan bagian.	M.AFDILLAH		Dijadikan satu folder
31	SELASA	25/8/2020	1. Memisahkan gambar yang ada di Outocad menjadi satuan bagian.	M.AFDILLAH		Dijadikan satu folder
32	RABU	26/8/2020	1. Drawing Scaffolding Plan for Power Pool'' DD97&DD98 Project WAC	M.AFDILLAH		WAC-E02-81-000
33	KAMIS	27/8/2020	1.Drawing Scaffolding Plan For Sleeve 14'' Location. Minas P=1.5m, L=2, T=2.6m	M.AFDILLAH		WAC-E02-81-000
34	JUMAT	28/8/2020	Menggunakan Aplikasi Sketch up	M.AFDILLAH		-

Dibuat Oleh,

Nugroho Eki Setia
Mahasiswa Magang Politeknik Negeri Bengkalis

Diketahui Oleh,

Ayat Tohirin
Engineering Manager PT. WKS

NO	DESCRIPTION	JOB USE	Lenght	Width	Height	TOTAL (M3)	DURAS / DAY	TOTAL MD
1.	SCAFFOLDING 1 SPOT		2	2	4	16		

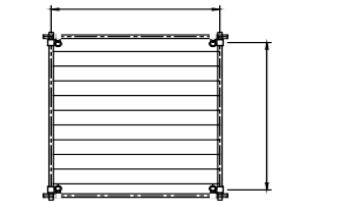

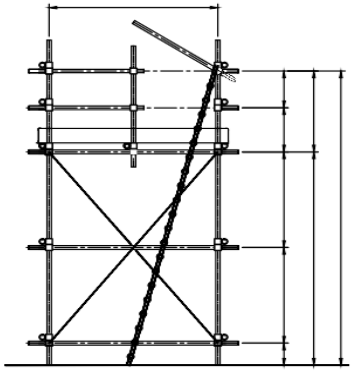

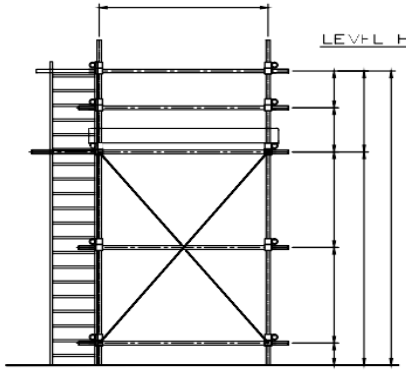

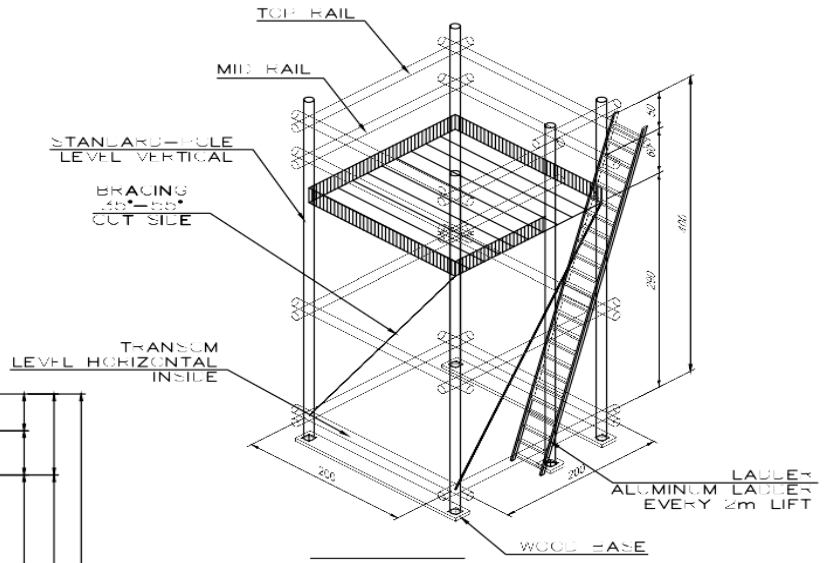

PREPARED BY SMBR HES SMBR CS CPI CORREP

DATE : DATE : DATE : DATE :

NOTES :
1. ALL DIMENSIONS ARE IN MILLIMETERS UNLESS NOTED OTHERWISE.
2. TO BE ADJUSTED IN FIELD FOR EQUAL GRADE ELEVATION

REFERENCE DWG NO DESCRIPTION

REV	BY	DATE	DESCRIPTION	DRFT'D	CHK'D	APR'D
				AFD	FEB	

ENGINEERING APPROVAL

	BY	DATE
PROCESS		
MECHANICAL		
ELECTRICAL		
INSTRUMENT		
PIPELINE		
DRENSEA SYSTEM		
CIVIL/STRUCTURAL		
FIRE & SAFETY		

CLIENT APPROVAL
DATE:
CONTRACTOR APPROVAL
DATE:

CLIENT
PT CHEVRON PACIFIC INDONESIA
CONTRACTOR

SCAFFOLDING PLAN FOR INSTALL TEE PIPE 24"
HIN COLLET LOCATION AWP 6 SE

SIZE	SCALE	DRAWING No.	SHT No.	REV.
A3	AS SHOWN		1 OF 1	

DOKUMETASI 1 MINGGU KE LIMA
(24 AGUSTUS 2020 S.D 28 AGUSTUS 2020)

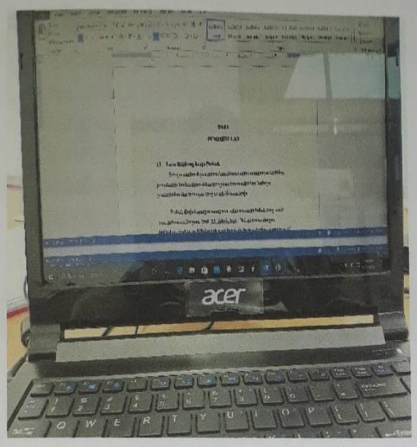

SENIN 24-08-2020



SELASA 25-08-2020



RABU 26-08-2020



KAMIS 27-08-2020

JUMAT 28-08-2020

PENILAIAN DARI PERUSAHAAN KERJA PRAKTEK
PT.WAHANAKARSA SWANDIRI

Nama : NUGROHO EKI SETIA
NIM : 4103181218
Program Studi : D3-TEKNIK SIPIL
Politeknik Bengkalis

No.	Aspek Penilaian	Bobot	Nilai
1.	Disiplin	20%	18
2.	Tanggung- jawab	25%	19
3.	Penyesuaian diri	10%	4
4.	Hasil Kerja	30%	28
5.	Perilaku secara umum	15%	13
	Total Jumlah (1+2+3+4+5)	100%	82

Keterangan :

Nilai	**: Kriteria**
81 – 100	: Istimewa
71 – 80	: Baik sekali
66 – 70	: Baik
61 – 65	: CukupBaik
56 – 60	: Cukup

Catatan :

.....
.....
.....
.....

Bengkalis, 05 - 09 - 2020

Ayat Tohirin
(*Engineering Manager*)
PT. Wahanakarsa Swandiri